

ECLIPSE ST


BEFORE USING THIS PRODUCT, READ THE LABEL CAREFULLY

GEBRUIKSAANWYSINGS INGESLUIT
Letnommer
Datum van vervaandiging

VERWYS NA BESONDERHEDE
SOOS OP HOUER / SAK GEDRUK

ECLIPSE ST

SEED TREATMENT



Reg. No. L 7321, Act/Wet No. 36 of/van 1947 1: 08/07/2003


A systemic water dispersible seed treatment powder for the control of downy mildew, root and stem rot as well as damping-off caused by *Phytophthora* and *Pythium* in the crops as indicated.

'n Sistemiese waterdispergeerbare saadbehandeling swamdoderpoeier vir die beheer van donsige skimmel, wortel- en stamvrot asook saailingverwelksiektes wat deur *Phytophthora* en *Pythium* veroorsaak word op die gewasse soos aangedui.


FRAC FUNGICIDE GROUP CODE	4	FRAC SWAMDODERGROEPKODE
ACTIVE INGREDIENT / AKTIEWE BESTANDEEL		
Metalaxyl (phenylamide)	350 g/kg	Metalaksil (fenielamied)

Registration Holder / Registrasiehouer
Meridian Agrochemical Company (Pty.) Ltd. / (Edms.) Bpk.
 Reg. No. 2000/010819/07
 P.O. Box / Posbus 436, Modderfontein, 1645, South Africa / Suid-Afrika


30g



UN Number: NR



CAUTION / VERSIGTIG



WARNINGS

- Poisonous if swallowed.
- Store in a cool, dry place.
- Store away from food and feeds.
- Avoid storage above 35 ° C.
- Keep out of reach of children, uninformed persons and animals.
- Do not use treated seed for human or animal consumption.
- Treated seed in storage, must be stored apart from untreated seed and the containers must be clearly marked as such.

Although this remedy has been extensively tested under a large variety of conditions, the registration holder does not warrant that it will be efficacious under all conditions because the action and effect thereof may be affected by factors such as abnormal soil, climatic and storage conditions; quality of dilution water, compatibility with other substances not indicated on the label and the occurrence of resistance of the pathogen against the remedy concerned, as well as by the method, time and accuracy of application. The registration holder furthermore does not accept responsibility for damage to crops, vegetation, the environment, or harm to man or animal or for lack of performance of the remedy concerned due to failure of the user to follow the label instructions or to the occurrence of conditions which could not have been foreseen in terms of the registration. Consult the supplier in the event of any uncertainty.

PRECAUTIONS

- Avoid contact with skin, eyes or clothing.
- Do not inhale the dust or spray mist.
- Wash contaminated clothing immediately after use.
- Do not eat, drink or smoke whilst mixing or applying the product or before washing hands and face.
- While handling the concentrate, during treatment of the seed and while handling treated seeds wear the necessary protective clothing such as overalls, hat or cap, face shield, gloves and protective footwear.
- Clean applicator after use. Dispose of rinsate where it will not contaminate crops, pastures, rivers, dams and boreholes.
- Prevent contamination of food, feeds, drinking water and eating utensils.
- Destroy empty container and do not use it for any other purpose.
- When treated seed is stored in containers, mark containers clearly "POISONED" and only use for this purpose.
- Avoid drift of spray onto other crops, grazing, rivers, dams and areas not under treatment.

PRODUCT PROPERTIES

ECLIPSE ST contains metalaxyl, a systemic fungicide with residual protective and curative properties.

RESISTANCE WARNING

ECLIPSE ST contains metalaxyl, which belongs to the chemical group phenylamides. (benalaxyl and oxadixyl are also members of this group with cross resistance to metalaxyl). Downy mildews (*Plasmopara*, *Peronospora*) and late blight (*Phytophthora*) in some cases are known to contain races which are resistant to fungicides belonging to phenylamides. In the case of apparent underperformance or unsatisfactory control by an **ECLIPSE ST** programme, it is essential that the possibility of fungal resistance be considered. In positive cases, **ECLIPSE ST** should immediately be substituted by a chemically unrelated systemic curative fungicide. Consult your supplier. To reduce selection of resistant pathogen races, DO NOT APPLY **ECLIPSE ST** MORE THAN 4 TIMES PER SEASON.

NOTE: Sub-standard application will lead to unsatisfactory control and assist in the development of resistance.

DIRECTIONS FOR USE

Use only as directed

COMPATIBILITY

The compatibility of **ECLIPSE ST** with other products depends on the formulations of the respective products as well as the quality of the dilution water to be used. As formulations change from time to time it is recommended that a physical compatibility test be done prior to the tank mixture being made. If **ECLIPSE ST** is used in tank mixture with other recommended products, consideration should be given to the restrictions of those respective products.

APPLICATION TO SEED

Mechanical seed dressing

It is generally recommended to apply **ECLIPSE ST** as a slurry. The amount of water required will depend on the seed type (usually 300 – 500 ml/100 kg seed).

- Fill the slurry tank with the required volume of water.
- Add the required quantity of **ECLIPSE ST** onto the water surface and allow it to disappear into the water.
- Stir the powder/water mixture, to facilitate complete dispersion in the water.

Small seed lot treatment

ECLIPSE ST can be applied as a slurry, like that described above or by applying the water and the fungicide separately to the seed as follows:

- Place the seed into the mixing container.
- Moisten the seed with sufficient water (usually 300 – 500 ml/100 kg depending on the seed type).
- Mix the seed with the water for approximately 1 minute.
- Add the required amount of **ECLIPSE ST** to the seed lot by sprinkling the powder over the seeds while mixing.
- Continue mixing for 3 – 5 minutes and stop the process as soon as dust starts to form.

IMPORTANT – Seed must be sown within 5 months of treatment.

APPLICATION RATES FOR ECLIPSE ST AS A SEED TREATMENT

CROP/DISEASE	DOSAGE/100 kg seed
DRY BEANS AND SOYBEANS Damping- off <i>Pythium spp.</i>	Apply 30 g ECLIPSE ST
COTTON, PEAS AND SORGHUM Damping- off <i>Pythium spp.</i>	Apply 50 g ECLIPSE ST
LUCERNE Damping- off <i>Pythium spp.</i>	Apply 100 g ECLIPSE ST
PEAS Downy mildew and Damping- off <i>Pythium spp.</i>	Apply 200 g ECLIPSE ST
SUNFLOWERS Downy mildew <i>Plasmopara halstedii</i>	Apply 570 g ECLIPSE ST

SOIL TREATMENT WITH ECLIPSE ST

General

ECLIPSE ST must be applied to the soil in one of the following ways. It may be sprayed onto nursery beds followed by incorporation prior to planting or applied as a soil drench. Whichever method is used, it is important that the fungicide be as evenly distributed as possible in the root zone of the seedlings. The performance of soil drench treatments is usually improved if they are well watered in or are followed by irrigation.

Soil treatment prior to planting is the best means of ensuring protection from attack by *Pythium* or *Phytophthora*. Good results may still be obtained when **ECLIPSE ST** is used curatively provided that no serious damage to roots or stems has taken place before the chemical is applied.

Soil treatment with **ECLIPSE ST** must be repeated every 10 – 12 weeks.

Do not apply **ECLIPSE ST** to any crop or situation not mentioned in this label/instruction leaflet.

SOIL DRENCH TREATMENT

ECLIPSE ST should be drenched into **moist** soil.

TOBACCO – *Phytophthora* and *Pythium* seedling diseases:

Apply **ECLIPSE ST** as a soil drench using 15 l mixture/10 m² on tobacco seedlings. Use **ECLIPSE ST** at 70 g/100 l water, 3 weeks after emergence, or alternatively apply a split application as follows:

Severe disease pressure:

Use **ECLIPSE ST** initially at 70 g/100 l water, 3 weeks after emergence. Repeat at 35 g/100 l water about 5 days before transplanting.

Low disease pressure:

Use **ECLIPSE ST** initially at 35 g/100 l water, 3 weeks after emergence. Repeat at 35 g/100 l water about 5 days before transplanting.

It is advisable to wash the product into the soil after application using 15 l clean water/10 m².

The second application should coincide with irrigation to soften the soil for seedling pulling.

NB. These treatments will not protect the tobacco plant once transplanted.

Drenching of tobacco seedbeds with a suitable registered broad-spectrum fungicide at 7 – 14 day intervals, is also recommended.

SEEDLINGS AND CUTTINGS (in boxes or beds)

- Use 100 g **ECLIPSE ST**/100 l water and apply 3 l mixture/m² for seedlings; apply 5 l mixture/m² for cuttings.
- Rooted Plants (e.g. young citrus)

For pots or containers 20 – 25 cm in diameter:

- Use 250 g **ECLIPSE ST**/100 l water and apply 250 ml per container. Water in well following application.
- For smaller pots or containers reduce the rate in proportion to the diameter of the container.

In open ground:

- Use 200 g **ECLIPSE ST**/100 l water and apply 4 l mixture/m² to the soil area in which the roots are distributed. Irrigate after treatment.

Soil treatment of nursery beds (prior to planting):

Apply 4 – 8 g **ECLIPSE ST**/m² and incorporate to a depth of 10 – 20 cm depending on root development. The higher rate is recommended where deep incorporation is necessary or if the soil has a high organic matter content.

WAARSKUWINGS

- Giftig indien ingesluk.
- Bêre in 'n koel, droë plek.
- Bêre weg van voedsel en voer.
- Vermy berging bo 35 °C.
- Hou buite bereik van kinders, oningeligte persone en diere.
- Moenie saad wat behandel is gebruik as voedsel vir mense en diere nie.
- Gebergde, behandelde saad, moet afsonderlik van onbehandelde saad geberg word en die saadhouers moet duidelik uitkenbaar wees.

Alhoewel hierdie middel omvattend onder 'n groot verskeidenheid toestande getoets is, waarborg die registrasiehouer nie dat dit onder alle toestande doeltreffend sal wees nie aangesien die werking en effek daarvan beïnvloed kan word deur faktore soos abnormale grond-, klimaats- en bergingstoestande; kwaliteit van verdunningswater, verenigbaarheid met ander stowwe wat nie op die etiket aangedui is nie en die voorkoms van weerstand van die patoëen teen die betrokke middel, sowel as die metode, tyd en akkuraatheid van toediening. Verder aanvaar die registrasiehouer nie verantwoordelikheid vir skade aan gewasse, plantegroei, die omgewing, of vir nadelige effek op mens of dier of vir 'n gebrek aan prestasie van die betrokke middel as gevolg van die versuim van die gebruiker om etiketaanwysings na te kom of as gevolg van die ontstaan van toestande wat nie kragtens die registrasie voorsien kon word nie. Raadpleeg die verskaffer in die geval van enige onsekerheid.

VOORSORGMATREËLS

- Vermy kontak met oë, vel en klere.
- Moenie stof of spuitnewel inasem nie.
- Was klere onmiddellik na gebruik.
- Moet nie eet, drink of rook terwyl toegedien of gemeng word nie of voordat hande en gesig gewas is nie.
- Wanneer konsentraat gehanteer word, of tydens saadbehandeling, of wanneer behandelde saad gehanteer word, moet die benodigde beskermende klere gedra word, soos oorpak, hoed, gesigskerm, handskoene en beskermende skoene.
- Maak die toedieningsapparaat skoon na gebruik. Raak ontslae van spoelwater waar dit nie gewasse, weiding, riviere, damme en boorgate kan besoedel nie.
- Verhoed besoedeling van kos, voer, drinkwater en eetgerei.
- Vernietig leë houers en moenie vir enige ander doel gebruik nie.
- Merk die behandelde saad wat in houers is, baie duidelik "GIF" en gebruik net vir dié doel.
- Voorkom spuitstofwegdrywing na ander gewasse, weiding, riviere, damme en areas wat nie behandel word nie.

PRODUK EIENSKAPPE

ECLIPSE ST bevat metalaksil, 'n sistemiese swamdoder met residuele beskermde en genesende eienskappe.

WEERSTANDWAARSKUWING

ECLIPSE is 'n swamdoder bestaande uit metalaksil, wat aan die fenielamied chemiese groep behoort (benalaksil en oksadiksil is ook lede van hierdie groep met kruisweerstand teen metalaksil). Donsige skimmels (*Plasmopara*, *Peronospora*) en laatroes (*Phytophthora*) is in sekere gebiede bekend om rasse te bevat wat weerstandbiedend is teen swamdoders wat aan die fenielamiedgroep behoort. In die geval van oënskynlike onderprestasie of onbevredigende beheer met 'n **ECLIPSE ST** program, is dit nodig dat die aanwesigheid van weerstand oorweeg word. In positiewe gevalle behoort **ECLIPSE ST** onmiddellik vervang te word met 'n chemies onverwante, sistemiese, kuratiewe swamdoder. Raadpleeg u verskaffer. Om die seleksie van weerstandbiedende patoëenrasse te verminder, moet **ECLIPSE ST** nie meer as 4 keer per seisoen toegedien word nie.

NOTA: Ondoeltreffende toediening sal aanleiding gee tot onbevredigende beheer en die ontwikkeling van weerstand aanhelp.

GEBRUIKSAANWYSINGS

Gebruik slegs soos aangedui.

VERENIGBAAHEID

Die verenigbaarheid van **ECLIPSE ST** met ander produkte hang af van die formulasies van die betrokke produkte asook die kwaliteit van die verdunningswater. As gevolg van die veranderinge in formulasies, word dit aanbeveel dat 'n fisiese verenigbaarheidstoets uitgevoer word voor die tenkmengsel gemaak word. As **ECLIPSE ST** met ander middels in tenkmengsels gebruik word, moet die gebruiksaanwysings van die betrokke produk gevolg word.

TOEDIENING OP SAAD

Meganiese saad bewerking

Dit word oor die algemeen aanbeveel om ECLIPSE ST toe te dien as 'n flodder. Die hoeveelheid water wat aanbeveel word sal afhang van die saad tipe (gewoonlik 300 – 500 ml/100 kg saad).

- Maak die flodder tenk vol met die volume water wat benodig word.
- Voeg die aanbevole hoeveelheid **ECLIPSE ST** op die wateroppervlakte en laat dit in die water in verdwyn.
- Roer die poeier/watermengsel, om volledige dispersie in die water te fasiliteer.

Klein saad terrein behandeling

ECLIPSE ST kan toegedien word as 'n flodder, soos hierbo beskryf, of deur die water en die swamdoder apart toe te dien op die saad soos volg:

- Sit saad in die mengselhouer.
- Maak die saad nat met genoeg water (gewoonlik 300 – 500 ml /100 kg afhangende van die saad tipe).
- Meng die saad met die water vir omtrent 1 minuut.
- Voeg die benodigde hoeveelheid **ECLIPSE ST** by deur die poeier oor saad te sprinkel terwyl gemeng word.
- Gaan voort met die mengery vir 3-5 minute en stop die proses sodra stof begin vorm.

BELANGRIK - Saad moet binne 5 maande na behandeling gesaai word.

TOEDIENINGSDOSISSE VIR ECLIPSE ST AS 'N SAAD BEHANDELING.

GEWASSE/SIEKTE	DOSIS/100 kg saad
DROËBONE EN SOJABONE Verwelksiekte <i>Pythium spp.</i>	30 g ECLIPSE ST
KATOEN, ERTJIES EN SORGHUM Verwelksiekte <i>Pythium spp.</i>	50 g ECLIPSE ST
LUSERNE Verwelksiekte <i>Pythium spp.</i>	100 g ECLIPSE ST
ERTJIES Donsige skimmel en Verwelksiekte <i>Pythium spp.</i>	200 g ECLIPSE ST
SONNEBLOM Donsige skimmel <i>Plasmopara halstedii</i>	570 g ECLIPSE ST

GROND BEHANDELING MET ECLIPSE ST

Algemeen

ECLIPSE ST moet toegedien word op die grond op een van die volgende maniere. Dit kan gespuit word oor die kwekery beddings gevolg deur inkorporasie voor plant, of dit kan toegedien word as 'n gronddeurdrenking. Maak nie saak watter metode gebruik word nie, dit is belangrik dat die swamdoder so egalig/eweredig as moontlik in die wortelsone van die saailing versprei word. Die doeltreffendheid van

die gronddeurdrenking behandelings word gewoonlik verbeter as dit goed benat word of gevolg word deur besproeiing.

Grondbehandeling voor plant is die beste manier om beskerming teen die aanval van *Pythium* of *Phytophthora* te verseker. Goeie resultate kan nogsteeds gevind word as **ECLIPSE ST** genesend gebruik word, op voorwaarde dat daar geen ernstige skade aan die wortels of stamme plaasgevind het voordat die chemikalie toegedien is nie.

Grondbehandeling met **ECLIPSE ST** moet elke 10-12 weke herhaal word.

Moet nie **ECLIPSE ST** toedien op enige gewas of situasie wat nie op hierdie etiket verskyn nie.

GRONDDEURDRENKINGS BEHANDELING

ECLIPSE ST moet toegedien word op **VOGTIGE** grond.

TABAK - *Pythium* en *Phytophthora* saailingsiektes:

Gebruik **ECLIPSE ST** as 'n gronddeurdrenking teen 15 l mengsel/10 m² op tabaksaailinge.

Gebruik **ECLIPSE ST** teen 70 g/100 l water, 3 weke na-opkoms, of anders dien toe as 'n verdeelde toediening soos volg:

Hoë siektedruk:

Gebruik **ECLIPSE ST** teen 70 g/100 l water, 3 weke na-opkoms. Herhaal teen 35 g/100 l water omtrent 5 dae voor uitplanting.

Lae siektedruk:

Gebruik **ECLIPSE ST** aanvanklik teen 35 g/100 l water, 3 weke na-opkoms. Herhaal teen 35 g/100 l water omtrent 5 dae voor uitplanting.

Dit word aanbeveel om die produk in die grond in te was na toediening met 15 l skoon water/10 m².

Die tweede toediening moet saamval met besproeiing om die grond te versag vir saailingtrek.

NB. Die behandelings sal nie die tabakplant beskerm na die oorplanting nie.

Deurdrenking van tabak saadbeddings met geskikte geregistreerde breëspektrum swamdoders teen 7 – 14 dae intervalle word ook aanbeveel.

SAAILINGE EN STEGGIES (in bokse of beddings)

- Gebruik 100 g **ECLIPSE ST**/100 l water en dien 3 l mengsel/m² toe vir saailinge; dien 5 l mengsel/m² toe vir steggies.
- Plante met wortels (e.g. jong sitrus)

Vir potte of houers met 20-25 cm deursnee:

- Gebruik 250 g **ECLIPSE ST**/100 l water en dien 250 ml mengsel per houer toe. Water deeglik in na toediening.
- Vir kleiner potte of houers verminder die hoeveelheid in verhouding met die deursnee van die houer.

In oop grond:

- Gebruik 200 g **ECLIPSE ST**/100 l water en dien 4 l mengsel/m² toe in die grond area waarin die wortels geleë is. Water deeglik in na toediening.

Grondbehandeling vir kwekery beddings (voor plant):

Dien 4 –8 g **ECLIPSE ST**/m² toe en werk in tot 'n diepte van 10 – 20 cm afhangende van die ontwikkeling van die wortels. Die hoër dosis word aanbeveel waar diep inwerking nodig is of as die grond 'n hoë organiese materiaal inhoud het.