

OXATAK SL

BEFORE USING THIS PRODUCT, READ THE LABEL CAREFULLY

GEBRUIKSAANWYSINGS INGESLUIT


VERWYS NA BESONDERHEDE

SOOS OP HOUER / SAK GEDRUK

Lotnummer

Datum van vervaardiging

OXATAK[®] SL

INSECTICIDE


Reg. No. L7589, Act/Wet No. 36 of/van 1947

1: 27/09/2004

A water soluble concentrate for the protection of groundnuts against groundnut pod nematode; potatoes, pineapples, sugarcane, tobacco and tomatoes against root knot nematodes (*Meloidogyne spp.*) and suppression of aphids on potatoes.

'n Wateroplosbare konsentraat vir die beskerming van grondbone teen grondboonpeulaalwurm; aartappels, pynappels, suikerriet, tabak en tamaties teen knopwortelaalwurm (*Meloidogyne spp.*) en onderdrukking van plantluise op aartappels.

IRAC INSECTICIDE GROUP CODE

1A

IRAC INSEKODER GROEPKODE


ACTIVE INGREDIENT / AKTIEWE BESTANDEEL

Oxamyl (carbamate)	310 g/ℓ	Oksamil (karbamaat)
--------------------	---------	---------------------


Registration Holder / Registrasiehouer
Meridian Agrochemical Company (Pty.) Ltd. / (Edms.) Bpk.
 Reg. No. 2000/010819/07
 P.O. Box / Posbus 436, Modderfontein, 1645, South Africa / Suid-Afrika

20ℓ


PRODUCT INFORMATION / PRODUKINLIGTING: TEL: 011 822 8509
 IN CASE OF POISONING / IN GEVAL VAN VERGIFTIGING:
 Griffon Poison Centre: 082 446 8946



UN Number: 2992



VERY TOXIC /
UITERS GIFTIG



DIRECTIONS FOR USE ENCLOSED

Batch Number

Date of manufacture

REFER TO DETAILS AS PRINTED ON CONTAINER / BAG

WARNINGS

The following minimum number of days must be allowed between last application and harvesting:

Tomatoes.....	21 days
Potatoes.....	40 days
Tobacco.....	42 days
Groundnuts.....	80 days
Pineapples and Sugarcane.....	120 days

- Handle with extreme care.
- Poisonous by swallowing, inhalation and skin contact. Can cause skin and eye irritation.
- Toxic to fish, bees and wildlife.
- Store under lock and key in a cool place.
- Do not use this product in any way contrary to the directions on this label.
- **FLAMMABLE** – Do not store or open container near open flame.
- Store away from food, feed, fertilizer and other agricultural products.
- Keep out of reach of children, uninformed persons and animals.
- Do not enter treated fields within one day after application unless wearing protective clothing.
- In case of poisoning, **CALL A DOCTOR IMMEDIATELY AND MAKE THIS LABEL AVAILABLE TO HIM/HER.**
- **AERIAL APPLICATION** – Notify all inhabitants of the immediate area to be sprayed and issue necessary warnings. Do not spray over or allow drift to contaminate water or adjacent areas.

Although this remedy has been extensively tested under a large variety of conditions, the registration holder does not warrant that it will be efficacious under all conditions, because the action and effect thereof may be affected by factors such as abnormal soil, climatic and storage conditions, quality of dilution water, compatibility with other substances not indicated on the label and the occurrence of resistance of the pest against the remedy concerned as well as by the method, time and accuracy of application. The registration holder furthermore does not accept responsibility for damage to crops, vegetation, the environment, or harm to man or animal or for lack of performance of the remedy concerned due to failure of the user to follow the label instructions or to the occurrence of conditions which could not have been foreseen in terms of the registration. Consult the supplier in the event of any uncertainty.

PRECAUTIONS

- Do not inhale fumes or spray mist.
- Wear full protective clothing (overalls, rubber boots, gloves and suitable face mask and shield).
- Wash contaminated clothing immediately after use.
- Wash thoroughly with soap and water immediately after use or accidental skin contact.
- Do not eat, drink or smoke whilst mixing or applying or before washing hands and face and change of clothing.
- Prevent contamination of foods, feeds, drinking water and eating utensils.
- Prevent drift of spray mist onto crops, grazing, rivers, dams and areas not under treatment.
- Clean applicator after use. Dispose of wash water where it will not contaminate crops, grazing, rivers and dams.
- Rinse empty container three times with a volume of water equal to a minimum of 10% of that of the container before destroying the container. Add the rinsings of the container to the contents of the spray tank.
- Destroy the empty container by perforation and flattening and do not use for any other purpose.

SYMPTOMS OF HUMAN POISONING

Headache, fatigue, faintness, giddiness, excessive sweating, nausea, abdominal pains, vomiting, blurred vision, muscle twitching, unusually small pupils, respiratory distress, coma.

FIRST AID TREATMENT

1. Remove patient from source of poisoning (to a cool and well-ventilated area) and keep him quiet and reassured.
2. Remove contaminated clothing and rinse contaminated body area thoroughly with plenty of soap and cold water.
3. Do not rub skin.
4. Flush contamination out of eyes with clean water for about 15 minutes.
5. If swallowed drink 1 to 2 glasses of water and induce vomiting by tickling the back part of the throat.
6. Repeat until vomit is clear and free from the smell of poison.
7. Do not apply direct mouth to mouth respiration.
8. Never give anything by mouth to an unconscious person.
9. Take the patient to the nearest physician immediately.

NOTE TO PHYSICIAN

Administer Atropine sulphate, intravenously (1.2 – 2.0 mg/adult) every 10 – 30 minutes until signs of atropinization (dry flushed skin and tachycardia) appear. Maintain atropinization until the patient recovers. Pralidoxime (2 PAM, Protopam) and other oximes are contra indicated for **Oxatak® SL** exposure alone. However, for exposure to **Oxatak® SL** and organophosphorous Insecticides, 2-PAM may be used as required to supplement the atropine sulfate treatment. Do not use morphine.

DE-ACTIVATION OF OXATAK® SL SOLUTION:

After use, add 2.5 kg of sodium carbonate per 100 l **Oxatak® SL** spray mixture still in the tank to deactivate excess oxamyl.

RESISTANCE WARNING

Oxatak® SL is a group code 1A insecticide. Any insect population may contain individuals naturally resistant to **Oxatak® SL** and other group code 1A insecticides. The resistant individuals can eventually dominate the insect population if these insecticides are used repeatedly. The resistant insects may not be controlled by **Oxatak® SL** or any other group code 1A insecticide.

To delay insecticide resistance:

- Avoid exclusive repeated use of insecticides from the same insecticide group code. Alternate or tank mix with products from different insecticide group codes.
- Integrate other control methods (chemical, biological, cultural) in an insecticide control programme.

For specific information on resistance management contact the registration holder of this product.

AERIAL APPLICATION

Aerial application may only be done by a registered aerial application operator using a registered and correctly calibrated aircraft according to the instructions of SANS 10118 (Aerial Application of Agricultural Remedies). It is important to ensure that the spray mixture is distributed evenly over the target area and that the loss of spray material during application is restricted to a minimum. It is therefore essential that the following criteria be met

Equipment

- Use suitable atomising equipment (hydraulic nozzles or rotary atomisers) that will produce the desired droplet size and coverage of the target area and will ensure the minimum loss of product through drift.
- The operator must use a nozzle set-up that will produce a droplet spectrum with the lowest possible relative span.
- All nozzles and atomisers should be positioned within the inner 75% of the wingspan to prevent droplets from entering the wingtip vortices.

Application Parameters

- A minimum volume of 30 L spray mixture per ha is recommended. As this product has not been evaluated at a reduced volume rate, the registration holder cannot guarantee efficacy nor be held responsible for any adverse effects if this product is applied aeriually at a lower volume rate than recommended.
- A droplet coverage of 25 – 30 droplets per cm² must be recovered at the target.
- A droplet spectrum with a VMD of 280 – 300 microns is recommended. Ensure that the production of fine droplets, with a VMD less than 150 microns, is restricted to a minimum.
- The height of the spray boom should be maintained at between 3 and 4m above the target.
- Do not spray when the aircraft is in a climb, at the top of a turn, during a dive or when banking. Apply before the crop growth becomes too dense, which will interfere with overall plant coverage.

Meteorological Conditions

- The difference between the wet and dry bulb readings as determined by a whirling hygrometer, must not exceed 8 °C.
- Do not spray under turbulent, unstable conditions nor during the heat of the day when rising thermals and downdraughts occur.
- Do not spray under temperature inversion conditions (spraying in or above the inversion layer).
- Do not spray when the wind speed exceeds 15 km per hour.

General

- Ensure that fields are accurately marked and that the aerial spray operator knows exactly which fields to spray.
- Obtain an assurance from the aerial spray operator that the above requirements will be met.

DIRECTIONS FOR USE

Use only as directed.

Optimal efficacy of **Oxatak® SL** will be obtained in water of pH 5-6. Water of pH higher than 7 should be buffered to pH 5-6.

Optimal systemic activity of **Oxatak® SL** depends on translocation of the active ingredients inside the treated plant. Therefore reduced efficacy may occur when stress factors such as drought impairs translocation.

RECOMMENDATIONS

CROP AND PEST	DOSAGE	APPLICATION DIRECTIONS
GROUNDNUTS Groundnut pod nematode (<i>Ditylenchus destructor</i>)	1.2 l per 100 l water	Apply at least 250 l spray solution per ha as a foliar spray at the commencement of peg formation (CV Sellie approximately 60 days after planting). Ensure thorough wetting of the foliage.

<p>PINEAPPLES Plant parasitic Nematodes</p>	<p>Plant crop First Application: 640 ml per 100 l water</p> <p>Further applications: 320 ml per 100 l water</p> <p>Ratoon crop: 320 ml per 100 l water</p>	<p>Where heavy nematode infestation occurred on previous crops, fumigate soil with a registered fumigant before planting. Ensure that soil moisture is sufficient to sustain plant growth. For the best results plants should be in a healthy condition.</p> <p>Apply at first foliar application as soon as root formation commences at the rate of 500 l spray solution per ha. Direct spray nozzles on plant rows and ensure thorough wetting. Apply 5 more applications at intervals of 4 weeks and gradually increase the spray volume up to 1 000 l per ha for mature plants.</p> <p>Only recommended if previous crops were treated for nematodes. Commence spray programme immediately after plant crop harvest. Apply 6 sprays at intervals of 4 weeks at a rate of 1 000 l spray solution per ha.</p>
<p>POTATOES Root knot nematode and suppression of Aphids.</p>	<p>Ground application: 800 ml per 100 l water</p> <p>Aerial application: 4 l per ha</p>	<p>Fumigate soil before planting with a registered fumigant.</p> <p>Apply 250 l spray solution per ha one week after emergence. Repeat after 4 weeks at a rate of 600 l spray solution per ha. In case of heavy infestations a further application of 600 l spray solution per ha must be made 3-4 weeks after second spray.</p> <p>Apply in at least 30 l water per ha. First application one week after emergence. Repeat after 4 weeks and in the case of heavy infestations, again after a further 3-4 weeks.</p>
<p>TOBACCO Root knot nematode</p>	<p>Seedbed:** 80 ml per 10 l water</p> <p>After transplanting: 800 ml per 100 l water</p>	<p>Fumigate soil before planting with a registered fumigant. Implement the full recommended programme to ensure effective protection against nematode infestation.</p> <p>Drench the seedbeds 48-24 hours prior to transplanting with 2 l of the solution per meter² of seedbed surface. Do not use the solution as transplant water or for dipping.</p> <p>Where no, or inadequate, control of nematodes occurred during the preceding planting season, or where severe nematode infestation may occur – apply 250 l spray solution per ha as a foliar application 2 weeks after transplanting. Repeat after 3 weeks with 500 l solution per ha. Where light nematode infestation normally occurs and where effective nematode control was applied during the preceding planting season – apply 500 l spray solution per ha as a foliar application 5 weeks after transplanting.</p>

<p>TOMATOES Root knot nematode</p>	<p>Seedbed:** 40 ml per 10 l water</p> <p>Seedtrays:** 40 ml per 10 l water</p> <p>After transplanting 800 ml per 100 l water</p>	<p>Fumigate soil before planting with a registered fumigant. Implement the full programme to ensure effective protection against nematode infestation.</p> <p>Drench seedbeds 48-24 hours prior to transplanting with 2 l of the spray solution per meter² of seedbed surface.</p> <p>Spray seedling trays 48-24 hours prior to transplanting with 0.5 l of the spray solution per meter² of the total seed tray surface.</p> <p>Apply 250 l spray solution per ha as a foliar application 2 weeks after transplanting. Repeat after 3 weeks with 500 l spray solution per ha.</p>
<p>SUGARCANE</p> <p>Ratoon crops only</p> <p>Nematodes</p>	<p>Ground application: 7.2 – 9.6 l per ha in 300 l (86 - 115ml in 3.6 l water per 100 m linear row length at 1.2 m row spacing)</p> <p>Aerial application: 7.2 – 9.6 l per ha</p>	<p>Spray Oxatak® SL solution onto the cane foliage by means of a knapsack or low pressure tractor mounted boom sprayer. Apply Oxatak® SL at the 6-8 leaf stage, usually at about 6-8 weeks after the previous harvest, provided good tillering has taken place. Winter cut fields may take longer to reach the 6-8 leaf stage. The use of Oxatak® SL is only recommended when plants are growing actively. Use the 9.6 l per ha dosage rate in very poor sandy soils (less than 5% clay) and in areas where high population of nematodes may occur.</p> <p>Apply in 30 l water as directed above.</p>

** Soil of seedbeds or seed trays must be fumigated with a registered fumigant as usual against eelworm prior to sowing.

WAARSKUWINGS

Die volgende minimum aantal dae moet verloop tussen laaste toediening en oes:

Tamaties.....	21 dae
Aartappels.....	40 dae
Tabak.....	42 dae
Grondbone.....	80 dae
Pynappels en Suikerriet.....	120 dae

- Hanteer uiters versigtig.
- Giftig deur inname (ingesluk), inaseming en velkontak. Kan vel- en oogirritasie veroorsaak.
- Giftig vir visse, bye en wildlewe.
- **VLAMBAAR** – Moet nie naby oopvlam opberg of die houer naby dit oopmaak nie.
- Berg agter slot-en-grendel in 'n koel plek.
- Berg weg van voedsel, voer, kunsmis en ander landbouprodukte.
- Hou buite bereik van kinders, oningeligte persone en diere.
- Moet nie die behandelde gebied binne een dag na toediening betree nie, tensy beskermende oorklere gedra word.
- In geval van vergiftiging, **ONTBIED DADELIK 'N GENEESHEER EN TOON DIE ETIKET AAN HOM/HAAR.**
- **LUGTOEDIENING** – Waarsku alle inwoners van die onmiddellike gebied wat gespuit gaan word en reik die nodige waarskuwings uit. Moet nie bo-oor water of aangrensende gebiede spuit, of toelaat dat die wegdrywing van die spuitnewel dit besoedel nie.

Alhoewel hierdie middel omvattend en onder 'n groot verskeidenheid toestande getoets is, waarborg die registrasiehouer nie dat dit onder alle toestande doeltreffend sal wees nie aangesien die werking en effek daarvan beïnvloed kan word deur faktore soos abnormale grond-, klimaats- en bergingstoestande, kwaliteit van verdunningswater, verenigbaarheid met ander stowwe wat nie op die etiket aangedui is nie, en die voorkoms van weerstand van 'n plaag teen die betrokke middel sowel as die metode, tyd en akkuraatheid van toediening. Verder aanvaar die registrasiehouer nie verantwoordelikheid vir skade aan gewasse, plantegroei, die omgewing of vir nadelige effekte op mens of dier of vir 'n gebrek aan prestasie as gevolg van die versuim van die gebruiker om etiketaanwysings na te kom of as gevolg van die ontstaan van toestande wat nie kragtens die registrasie voorsien kon word nie. Raadpleeg die verskaffer in die geval van enige onsekerheid.

VOORSORGMATREËLS

- Vermy inaseming van dampe en spuitmis.
- Dra volledige beskermende klere (oorpak, rubberstewels, handskoene en geskikte gesigmasker en -skerm).
- Was besoedelde klere onmiddellik na gebruik.
- In geval van toevallige velkontak en na gebruik, was deeglik met seep en water.
- Moenie eet, drink of rook tydens toediening of voordat hande en gesig gewas is en skoon klere aangetrek is nie.
- Voorkom besoedeling van voedsel, voer, drinkwater en eetgerei.
- Voorkom dat spuitmis oorwaai na ander gewasse, weiding, riviere en damme of gebiede nie onder behandeling nie.
- Was die spuitapparaat deeglik na gebruik en maak seker dat die spoelwater nie gewasse, weiding of drinkwater besoedel nie.
- Spoel die leë houer **drie keer** uit met 'n volume water gelykstaande aan 'n minimum van 10% van die inhoud van die houer voordat die houer vernietig word. Gooi spoelwater by die inhoud van die spuitenk.
- Vernietig die leë houer deur gate daarin te maak, dit plat te maak en dit vir geen ander doel te gebruik nie.

SIMPTOME VAN MENSLIKE VERGIFTIGING

Hoofpyn, vermoeidheid, flouheid, duiseligheid, oormatige sweet, mislikheid, buikpyn, braking, dowwe sig, spiertrekkings, verkleinde pupille, asemhalingsnood, bewusteloosheid.

NOODHULPBEHANDELING

1. Verwyder persoon van die oorsaak van vergiftiging (na 'n koel en goed geventileerde plek) en stel hom gerus en hou hom stil.
2. Verwyder besoedelde klere en spoel die besmette liggaamsdele met baie seep en koue water af.
3. Moet nie die vel vryf nie.
4. Besmette oë moet vir 15 minute met skoon water uitgespoel word.
5. Indien per mond ingeneem, drink 1 tot 2 glase water en induseer braking deur die agterste gedeelte van die keel met u vinger te prikkel.
6. Herhaal totdat braaksel helder is en nie meer na gif ruik nie.
7. Neem die pasiënt onmiddellik na die naaste geneesheer.
8. Moet nie direkte mond-tot-mond- asemhaling toepas nie.
9. Moet nooit iets per mond aan 'n bewustelose persoon toedien nie.

NOTA AAN GENEESHEER

Dien Atropiensulfaat (1.2 – 2.0 mg/volwasse) binnears toe en herhaal elke 10 – 30 minute tot die eerste tekens van atropinisasie (droë gloeiende vel en tachycardia) intree. Hou aan met atropinisasie totdat die pasiënt herstel. Pralidosiem (2-PAM, Protopam) en ander oksieme is kontra-indikasies vir alleenlike **Oxatak® SL** blootstelling. Maar in geval van blootstelling aan **Oxatak® SL** sowel as organofosfaat-insekdoders, mag 2-PAM gebruik word soos benodig as aanvulling vir die atropiensulfaatbehandeling. Moet nie morfien gebruik nie.

AFBREKING VAN Oxatak® SL OPLOSSING

Na gebruik, voeg 2.5 kg natriumkarbonaat per 100 l **Oxatak® SL**-oplossing by die spuitmengsel wat oorgebly het. Dit sal die oormatige oksamil afbreek.

WEERSTANDSWAARSKUWING

Vir weerstandsbestuur is **Oxatak®** 'n groeppkode 1A insekdoder. Enige populasie van 'n spesifieke insek mag individue insluit wat 'n natuurlike weerstand teen **Oxatak® SL**, of enige ander groeppkode 1A insekdoder het. Indien hierdie insekdoders herhaaldelik gebruik word, kan die weerstandsbiedende individue uiteindelik die insekpopulasie oorheers. Hierdie weerstandsbiedende insekte sal waarskynlik nie deur **Oxatak® SL** of enige groeppkode 1A insekdoder beheer word nie.

Om weerstand teen insekdoders te vertraag:

- Vermyn die eksklusiewe herhaaldelike gebruik van insekdoders met dieselfde groeppkode. Wissel af met, of maak tenkmengsels van produkte in verskillende insekdodergroeppodes.
- Integreer ander beheermaatreëls (chemies, biologies, verbouing) in insekbeheerprogramme.

Vir spesifieke inligting oor weerstandsbestuur kontak die registrasiehouer van hierdie produk.

LUGTOEDIENING

Lugtoediening mag slegs deur 'n geregistreerde lugbespuitingsoperateur met 'n geregistreerde en korrek gekalibreerde vliegtuig volgens die instruksies van SANS 10118 (Aerial Application of Agricultural Remedies) gedoen word. Dit is belangrik om te verseker dat die spuitmengsel eweredig oor die teikenarea versprei word en dat die verlies van spuitmengsel tydens toediening tot 'n minimum beperk word. Die volgende kriteria moet nagekom word:

Toerusting

- Gebruik geskikte atomiseringsapparaat (hidroliese of roterende spuitkoppe) wat die vereiste druppelgrootte en bedekking van die teikenarea sal produseer, maar wat die minste verlies van produk deur wegdrywing sal verseker.
- Die operateur moet 'n spuitstelsel gebruik wat 'n druppelspektrum met die kleinste moontlike relatiewe span sal produseer.
- Al die spuitkoppe en atomiseerders moet in die binneste 75% van die vlerkspan geplaas word om die beweging van druppels binne-in die vlerkpuntvorteks te beperk.

Toedieningsvereistes

- 'n Minimum volume van 30 l spuitmengsel per ha word aanbeveel. Aangesien hierdie produk nie teen 'n verlaagde spuitvolume getoets is nie, kan die registrasiehouer nie effektiwiteit waarborg of verantwoordelik gehou word vir enige nadelige effek indien hierdie produk teen 'n laer volume as hierbo aanbeveel, uit die lug toegedien word nie.
- 'n Druppelbedekking van 25 - 35 druppels per cm² moet op die teikenarea herwin word.
- 'n Druppelspektrum met 'n VMD van 280 - 300 mikron word aanbeveel. Verseker dat die produksie van fyn druppels, die wat kleiner as 150 mikron is, tot 'n minimum beperk word.
- Die hoogte van die spuitbalk moet tussen 3 en 4m bokant die teiken gehandhaaf word.
- Moet nie spuit wanneer die vliegtuig aan die bopunt van 'n draai is of tydens 'n duik of terwyl dit uitklim of draai nie.
- Dien toe voordat die gewas te ruig word aangesien die druppelbedekking op die plante verminder sal word.

Meteorologiese Toestande

- Die verskil tussen die nat- en droëbollesing, soos met 'n swaaihigrometer bepaal, moet nie 8 °C oorskry nie.
- Moenie tydens turbulente en onstabiele weersomstandighede toedien nie, of gedurende die hitte van die dag wanneer stygende en dalende konveksie-windbewegings plaasvind nie.
- Moenie toedien onder temperatuurinversie-toestande (deur bokant of binne-in die inversielaag te spuit) nie.
- Moenie spuit indien die windspoed 15 km per uur oorskry nie.

Algemeen

- Sorg dat die lande akkuraat gemerk is en die spuitoperateur presies weet watter lande gespuit moet word.
- Verkry 'n versekering van die spuitoperateur dat aan die bogenoemde vereistes voldoen sal word.

GEBRUIKSAANWYSINGS

Gebruik slegs soos aangedui

Optimale werking van **Oxatak® SL** sal verkry word in verdunningswater met pH 5-6. Indien die pH bokant 7.0 is, moet verdunningswater na pH 5-6 gebuffer word.

Optimale sistemiese werking van **Oxatak® SL** berus op translokasie van die aktiewe bestanddeel in die behandelde plant. Derhalwe mag swak resultate verkry word wanneer stremmingsfaktore soos droogte translokasie belemmer.

GEWAS en PLAAG	DOSIS	OPMERKINGS
AARTAPPELS Knopwortelwurm (<i>Meloidogyne</i> spp.) en onderdrukking van plantluise	Grondtoediening: 800 ml per 100 l water Lugtoediening: 4 l per ha	Behandel grond voor plant met 'n geregistreerde berokingsmiddel. Dien 250 l spuitoplossing per ha toe een week voor-opkoms. Herhaal na 4 weke met 600 l spuitoplossing per ha. In die geval van swaar besmetting dien na 3-4 weke nog 600 l spuitoplossing per ha toe. Dien toe in minstens 30 l water per ha. Eerste bespuiting een week na opkoms. Herhaal na 4 weke en in geval van swaar besmettings, weer na 'n verdere 3-4 weke.
GRONDBONE Grondboonpeulaalwurm (<i>Ditylenchus destructor</i>)	1.2 l per 100 l water	Dien ten minste 250 l spuitoplossing per ha toe as 'n blaarbespuiting by die aanvang van ankervorming (by Sellie ongeveer 60 dae na plant). Verseker deeglike benatting van bopgrondse dele.

<p>PYNAPPELS Plantparasitiese aalwurms (<i>Nematodes</i>)</p>	<p>Plant gewas Eerste toediening: 640 ml per 100 l water</p> <p>Verdere bespuitings: 320 ml per 100 l water</p> <p>Opvolgoes: (Oorstaan) 320 ml per 100 l water</p>	<p>Waar swaar aalwurmbesmetting op voorafgaande oeste voorgekom het moet grond voor plant met 'n geregistreerde berokingsmiddel behandel word.</p> <p>Verseker dat grondvog voldoende is om die groei van die plant te verseker. Plante moet gesond wees om goeie resultate te behaal. Die eerste blaarbespuiting moet toegedien word met die aanvang van wortelvorming teen 500 l spuitoplossing per ha.</p> <p>Dien 'n gerigte bespuiting op die rye toe en verseker deeglike benatting. Dien nog 5 bespuitings toe met tussenposes van 4 weke en vermeerder die spuitvolume geleidelik tot 1 000 l per ha vir volgroeiende plante.</p> <p>Slegs aanbeveel indien vorige oeste reeds teen aalwurm behandel is. Begin met die bespuitingsprogram sodra die vorige oes gepluk is. Dien 6 blaarbespuitings teen 'n spuitvolume van 1 000 l per ha toe met tussenposes van 4 weke.</p>
<p>TABAK Knopwortelaalwurm</p>	<p>Saadbeddings:** 80 ml per 10 l water</p> <p>Na uitplant: 800 ml per 100 l water</p>	<p>Behandel grond voor plant met 'n geregistreerde berokingsmiddel. Volg die volle program om effektiewe beskerming teen aalwurmbesmetting te verseker.</p> <p>Deurweek saadbeddings 48-24 uur voor uitplant met 2 l van die spuitoplossing per m² saadbedoppervlakte. Moet nie die spuitoplossing as plantwater of as dipvloeistof gebruik nie.</p> <p>Waar geen of onvoldoende aalwurmbeheer gedurende die voorafgaande plantseisoen toegepas is, of waar swaar aalwurmbesmetting mag voorkom – dien 250 l spuitoplossing per ha as 'n blaarbespuiting 2 weke na uitplant toe. Herhaal na 3 weke met 500 l spuitoplossing per ha.</p> <p>Waar ligte aalwurmbesmetting normaalweg voorkom en waar deeglike aalwurmbeheer gedurende die voorafgaande plantseisoen toegepas is – dien 500 l spuitoplossing per ha as 'n blaarbespuiting, 5 weke na uitplant toe.</p>
<p>TAMATIES Knopwortelaalwurm</p>	<p>Saadbeddings:** 40 ml per 10 l water</p> <p>Saailaie:** 40 ml per 10 l water</p> <p>Na plant: 800 ml per 100 l water</p>	<p>Behandel grond voor plant met 'n geregistreerde berokingsmiddel. Volg die volle aanbevole program om effektiewe beskerming teen aalwurmbesmetting te verseker.</p> <p>Deurweek saadbeddings 48-24 uur voor uitplant met 2 l van die oplossing per meter² saadbedoppervlakte.</p> <p>Spuit die saailinge in die saailaie 48-24 uur voor uitplanting met 0.5 l van die spuitoplossing per meter² van die algehele saailaaioppervlakte.</p> <p>Dien 250 l spuitoplossing per ha toe as 'n blaarbespuiting 2 weke na uitplant. Herhaal na 3 weke met 500 l spuitoplossing per ha.</p>

<p>SUIKERRIET Slegs opvolg-oeste: Aalwurms</p>	<p>Grondtoediening: 7.2 – 9.6 l per ha in 300 l water per ha (86-115 m³ in 3.6 l water per 100 m liniêre rylengte teen 1.2 m ry spasiëring)</p> <p>Lugtoediening: 7.2 – 9.6 l per ha</p>	<p>Spuit Oxatak® SL oplossing op suikerrietblare m.b.v. 'n rugsak of laedruktrekker gemonteerde balkspuit. Dien Oxatak® SL toe tydens die 6-8 blaargroei stadium (gewoonlik 6-8 weke na vorige kap), en slegs indien die riet goed uitgespruit het na die kap. Winter gekapte lande mag langer neem om die 6-8 blaar stadium te bereik.</p> <p>Bespuiting met Oxatak® SL word slegs aanbeveel tydens aktiewe groei van die gewas. Gebruik 9.6 l per ha op swak sandgronde (minder as 5% klei) en gebiede waar hoë aalwurmbesmetting mag voorkom.</p> <p>Dien toe in 30 l water soos hierbo voorgeskryf.</p>
---	---	--

** Die grond van saadbeddings of saailaie moet soos gebruiklik voor saai met 'n geregistreerde berokingsmiddel teen aalwurms behandel word.