

LAMBADA AQUAMUL


BEFORE USING THIS PRODUCT, READ THE LABEL CAREFULLY

GEBRUIKSAANWYSINGS INGESLUIT
 Lotnummer
 Datum van vervaardiging

VERWYS NA BESONDERHEDE
 SOOS OP HOUER / SAK GEDRUK

LAMBADA AQUAMUL

INSECTICIDE



Reg. No.L9583, Act/Wet No. 36 of/van 1947
N – AR 1634

1:18/06/2014

An oil-in-water emulsion contact and stomach insecticide for the control of insects on the crops as listed.


'n Olie-in-water emulsie kontak-en maaginsekodder vir die beheer van insekte op gewasse soos aangedui.

IRAC INSECTICIDE GROUP CODE	3A	IRAC INSEKDODER GROEPKODE
ACTIVE INGREDIENT / AKTIEWE BESTANDEEL		
Lambda-cyhalothrin (pyrethroid)	50 g/l	Lambda-sihalotrin (piretroïed)


Registration Holder / Registrasiehouer
Meridian Agrochemical Company (Pty.) Ltd. / (Edms.) Bpk.
 Reg. No. 2000/010819/07
 P.O. Box / Posbus 436, Modderfontein, 1645, South Africa / Suid-Afrika


5l


UN Number: 3082





HARMFUL / SKADELIK














WARNINGS

Withholding period:

Allow the following minimum number of days between last APPLICATION and harvest or grazing of the following crops:

Cucurbits.....	1 day
Tomatoes.....	2 days
Potatoes, Cruciferae.....	3 days
Fruiting vegetables.....	5 days
Maize, Sweetcorn	7 days
Apples, pears	14 days
Sorghum, Wheat, Soybeans (grazing).....	28 days

IMPORTANT: The recommended withholding period between last application and harvest meets local residue requirements, but may not meet export requirements.

- For cutworm control, apply only when the plants are in the seedling stage or before crop emergence. Do not apply when the soil is dry.
- Handle with care.
- Harmful when swallowed and if absorbed through the skin.
- Irritating to eyes, skin and the mucous membrane.
- Toxic to fish and wildlife.
- Only use the product as prescribed in order to minimise the risk towards bees, beneficial parasites, beneficial predators and fish.
- At rates as high as 300 m ℓ / ha applied according to label recommendations; **LAMBADA AQUAMUL** is of very low risk to bees. If higher usage rates are needed, apply during periods when bees are not active.
- Do not spray over or allow spray to drift to contaminate water bodies such as ponds, rivers, dams, fish hatcheries or streams.
- Store in the original container in a cool, dry, well-ventilated place.
- Store away from food, feed, seed, fertilizer and other agricultural products.
- Keep out of reach of children, uninformed persons and animals.
- **In case of poisoning, contact a doctor and make this label available to him.**
- **LAMBADA AQUAMUL** has been tested on the most important commercial cultivars without any phyto toxic effects. More susceptible cultivars may be released in future will which need to be tested; for this apply **LAMBADA AQUAMUL** to a limited test area before commercial applications are made.
- **Re-entry:** Do not enter treated area within 1 day after application unless wearing protective clothing.
- **Aerial Application:** Notify all inhabitants in the immediate vicinity of the area to be treated and issue the necessary warnings. Do not spray over or allow drift to contaminate water or adjacent areas.

Although this remedy has been extensively tested under a large variety of conditions, the registration holder does not warrant that it will be effective under all conditions. The activity and effect thereof may be affected by factors such as abnormal soil, climatic and storage conditions, quality of dilution water, compatibility with other substances not indicated on the label and the occurrence of resistance of the pest against the remedy, as well as by the method, time and accuracy of application. The registration holder furthermore does not accept responsibility for damage to crops, vegetation, the environment or harm to man or animal, or for lack of performance of the remedy concerned due to failure by the user to follow the label instructions, or to the occurrence of conditions which could not have been foreseen in terms of the registration. Consult the supplier in the event of any uncertainty.

PRECAUTIONS

- Wear a face shield and rubber gloves whilst handling, preparing and applying the spray mixture.
- Do not inhale fumes or spray mist.
- Avoid skin and eye contact.
- Wash with soap and water immediately after use and accidental skin contact.
- In the case of eye contact, flush immediately with clean water for at least 15 minutes while occasionally lifting the upper and lower lids. **Seek medical attention.**
- Wash contaminated clothing following use. Wash yourself.

- Do not eat, drink or smoke while mixing or applying the product or before washing hands and face and changing clothing.
- Avoid drift of spray onto other crops, grazing, rivers, dams and areas not under treatment.
- Clean applicator after use. Dispose of rinsate where it will not contaminate crops, grazing, rivers, dams and boreholes.
- Prevent contamination of food, feeds, drinking water and eating utensils.
- Triple rinse empty containers as follows: Invert the container over the spray tank or mixing tank and allow to drain for at least 30 seconds after flow has slowed down to a drip. Thereafter, rinse the empty container three times with a volume of water equal to a minimum 10% of that of the container. Add the rinsate to the contents of the spray tank before destroying the container as prescribed.
- Clean the applicator thoroughly after use and dispose of the wash water where it will not contaminate crops, grazing, rivers, dams or the environment.
- Destroy the empty container by perforation and flattening and dispose of it in a safe manner.
- **Never** re-use the empty container for any other purpose.

SYMPTOMS OF HUMAN POISONING

If ingested, symptoms are usually non-specific, e.g. nausea, vomiting, diarrhoea and abdominal pain. If large doses are ingested, disturbance of the nervous system may occur with ataxia, limb weakness, convulsions, coma and death from respiratory depression.

FIRST AID TREATMENT

Have the product container, label or Material Safety Data Sheet with you when calling a poison control center or physician, or when going for treatment.

Skin contact: Carefully remove contaminated clothing as well as shoes. Wash contaminated body area with a non-abrasive soap and lots of water. Persons providing first aid must wear gloves to avoid self-contamination. If irritation develops, seek medical attention.

Eye contact: Flush eyes immediately with large amounts of clean water for at least 15 minutes. Occasionally lift the upper and lower lids. **Seek medical attention**

Ingestion: If more than a trace has been swallowed and the patient is conscious, rinse out the mouth out with water and give approximately 300 m l of warm water to drink. **DO NOT INDUCE VOMITING. Seek medical attention**

Inhaled: Move the victim to fresh air. If the breathing is irregular or has stopped, administer artificial respiration. Keep the patient warm and at rest. **Seek medical attention immediately.**

NOTE TO PHYSICIAN

Treat symptomatically and supportively. If gastric lavage or emesis is considered to be necessary, prevent inhalation of the gastric content. Consider the application of activated charcoal and a laxative.

MODE OF ACTION

LAMBADA AQUAMUL acts on the nervous system of insects, and disturbs the function of neurons by interaction with the sodium channel. **LAMBADA AQUAMUL** is a non-systemic insecticide with contact and stomach action, and repellent properties. It gives rapid knockdown and long residual activity.

RESISTANCE WARNING

For resistance management, **LAMBADA AQUAMUL** is a group code 3A insecticide. Any insect population may contain individuals naturally resistant to **LAMBADA AQUAMUL** and other group code 3A insecticides. The resistant individuals can eventually dominate the insect population if these insecticides are used repeatedly. These resistant insects may not be controlled by **LAMBADA AQUAMUL** or any other group code 3A insecticide.

To delay insecticide resistance:

- Avoid exclusive repeated use of insecticides from the same insecticide group code. Alternate or tank mix with registered products from different insecticide group codes.

- Integrate other control methods (chemical, cultural, biological) into insect control programmes.

Since the occurrence of resistance cannot be forecast, users are advised to keep treated crops under close observation. If treatment is not effective following the use of **LAMBADA AQUAMUL** as recommended, a resistant population may be present. If a resistant population is positively identified, consideration should be given to prompt use of an insecticide with a different mode of action for which there is no record of resistance to the relevant pest. For specific information on resistance management, contact the registration holder of this product.

RESISTANCE MANAGEMENT

- The resistance of American Bollworm (*Helicoverpa armigera*) to synthetic pyrethroids has been confirmed. As part of a strategy designed to prevent the development of widespread resistance, the following guidelines must be adhered to for the control of *Helicoverpa armigera*:
Do not apply more than 2 applications per growing season.
- **For the optimal control of susceptible Bollworm populations, the larvae should not exceed 10 mm in length at the time of application.**
- If a pyrethroid application resulted in ineffective control, do not re-spray with any synthetic pyrethroid (even at a corrective dosage rate). Make use of a product from a different chemical group.

DIRECTIONS FOR USE

Use only as directed.

MIXING INSTRUCTIONS

Half-fill the spray tank with suitable water. Shake the container thoroughly prior to use. Add the required volume of **LAMBADA AQUAMUL** and fill the tank while agitating.

Maintain agitation during application. **Tank mixtures must be sprayed out immediately and not allowed to stand in the spray tank overnight.** Spraying equipment must be thoroughly flushed out at the end of the spraying operation.

APPLICATION METHODS

Ensure that the equipment is correctly calibrated and is checked regularly during application to ensure even and accurate application. **Constant agitation throughout the spray operation is essential.** Only clean water should be used.

Ground application

The equipment must be fitted with hollow cone nozzles that give medium to fine droplets when using a conventional high volume sprayer. Calibrate the equipment before use and ensure that the correct application is applied. The spray mixture must be evenly distributed over the target area. Do not spray when plants are wet.

Aerial application

Aerial application may only be done by a registered aerial application operator using a registered and correctly calibrated aircraft according to the instructions of SANS Code 10118 (Aerial Application of Agricultural Remedies). It is important to ensure that the spray mixture is distributed evenly over the target area and that the loss of spray material during application is restricted to a minimum. It is therefore essential that the following criteria are met:

Equipment

- Use suitable atomising equipment that will produce the desired droplet size and coverage of the target area and will ensure minimum loss of product through drift.
- The spraying system must produce a droplet spectrum with the lowest possible Relative Span.
- All nozzles and atomisers should be positioned within the inner 75% of the wingspan to prevent droplets from entering the wingtip vortices.

Application Parameters

- A droplet spectrum with a VMD of 250 - 280 microns is recommended. Ensure that the production of fine droplets, with a VMD of less than 150 microns, is restricted to a minimum.
- The height of the spray boom should be maintained at 3 - 4m above the target.
- Do not spray when the aircraft is in a climb, at the top of a turn or during a dive or when banking.
- A minimum volume of 30 l /ha is recommended. As this product has not been tested at a reduced volume rate, the registration holder cannot guarantee efficacy or be held responsible for any adverse effects if the product is applied aerially at a lower volume rate than recommended above.
- A minimum droplet coverage of 30 – 40 droplets per sq cm must be recovered at the target.

Meteorological Conditions

- The difference between the wet and dry bulb readings as determined by a whirling hygrometer must not exceed 8 °C. The addition of a suitable anti-evaporant is recommended if the VMD of the droplets is less than 200 – 250 microns.
- Do not spray under turbulent, unstable conditions or during the heat of the day when rising thermals and downdraughts occur.
- Do not spray under temperature inversion conditions (spraying in or above the inversion layer) and/or high humidity conditions (relative humidity 80% and above). As this may lead to:
 - a) Reduced efficacy due to inadequate coverage due to suspension and evaporation of small droplets in the air.
 - b) Damage to sensitive crops and non-target areas due to drifting of the suspended spray cloud away from the area under treatment.
- Do not spray when the wind speed exceeds 15 km per hour.

General

- Ensure that fields are accurately marked and that the aerial spray operator knows exactly which fields to spray.
- **Obtain an assurance from the aerial spray operator that the above requirements will be met and that the relevant data will be kept for future reference.**

COMPATIBILITY

The compatibility of **LAMBADA AQUAMUL** with other products depends on the formulations of the respective products as well as the quality of the spray water to be used. As formulations change from time to time it is recommended that a physical compatibility test be done prior to the tank mixture being made. Do not make tank mixtures with other agricultural remedies or foliar feed products without first ensuring that no reduction in efficacy or crop damage will result.

Do not mix **LAMBADA AQUAMUL** with seaweed extract.

When mixing **LAMBADA AQUAMUL** with other products, all **WARNINGS, PRECAUTIONS** and **DIRECTIONS OF USE** appearing on that particular label must be adhered to.

USE RESTRICTIONS

- **Warning against resistance:** Refer to the “**RESISTANCE WARNING**” and “**RESISTANCE MANAGEMENT**” described above.
- Cutworms prefer to feed sub-surface when the soil surface is dry. Damage to seedlings is not usually visible until the plants start withering. When planting into dry soil (or when the soil shortly after planting is desiccated) poor cutworm control can be expected as the pest does not come into contact with the product applied to the soil surface. Thus, a follow-up application of **LAMBADA AQUAMUL** may not ensure cutworm control unless the soil surface is moist.
- Do not apply **LAMBADA AQUAMUL** to any crop or situation not mentioned in this instruction leaflet.
- Only apply **LAMBADA AQUAMUL** using an accurate and safe application technique.
- If **LAMBADA AQUAMUL** is used in a tank mix with other recommended products, consideration should be given to the restrictions of those respective products.
- Do not apply this product in combination or tank mixture with any other product or agricultural remedy which is not specifically listed on this label. Meridian Agrochemical Company (Pty) Ltd accepts no responsibility for any negative effects experienced if the instructions on this label are not adhered to, unless a Meridian representative was consulted beforehand.

RECOMMENDATIONS

CROP/PEST	APPLICATION RATE	REMARKS
Maize, Soybeans Cutworms (<i>Agrotis</i> spp.)	70 m ℓ / ha	Apply LAMBADA AQUAMUL as a preventative (pre-emergence) or corrective (post-emergence) application as follows: The soil to be treated must be well prepared: Free of clods and excessive plant debris. Where reduced tillage is practised, cutworm populations are usually high. Therefore, the cutworm population must be monitored after the first application and, when necessary, a second application should be applied. Apply LAMBADA AQUAMUL as an overall, corrective spray at the recommended rate. Apply only if the top 3cm of the soil is moist.
Preventative application (Pre-emergence) And Corrective application (Post-emergence)	0.23 m ℓ / 100 m row 70 m ℓ / ha 70 m ℓ / ha	Ground application: Row treatment: Apply in 2 – 4 ℓ water in a 30 cm wide band over the row. Overall application: Apply in 300 ℓ water / ha. Aerial application: Apply in 30 ℓ water / ha.
Cruciferae (Including broccoli, brussels sprouts, cabbage and cauliflower) Diamondback Moth (<i>Plutella</i> spp.)	High volume 8 m ℓ / 100 ℓ water 100 – 140 m ℓ / ha	Apply as 500 – 1000 ℓ spray mixture / ha. Start applications at the first signs of an infestation and repeat at 10 – 14 day intervals. Add a suitable adjuvant, such as Wet-All, at the recommended rate and ensure good spray coverage.
Cucurbits (Including cucumbers, gherkins, melons, pumpkins, squash, baby marrows and watermelons) Looper species (<i>Chrysodeixis</i> spp)	100 – 140 m ℓ / ha	Apply as required by scouting, usually at intervals of 5 or more days. The timing and frequency of applications should be based on insect populations reaching locally determined economic thresholds. Ground application: Ensure thorough wetting. Apply in 250 – 500 ℓ water / ha. Aerial application: Apply in at least 30 ℓ water / ha.
Potatoes Tuber moth larva	120 m ℓ / ha 132 m ℓ / ha	Ground application: Apply in 250 – 500 ℓ water / ha depending on the plant size. Start spraying when plants are 1 month old or earlier if an infestation occurs. Repeat at 10 – 14 day intervals and ridge at least twice during the growing season. Aerial application: Apply in at least 30 ℓ water / ha. Start applications as soon as the plants are one month old or earlier of an infestation occurs. Repeat at 10 – 14 days and ridge at least twice during the growing season.

<p>Sweetcorn</p> <p>Pink Stalkborer (<i>Sesamia calamistis</i>)</p>	<p>1 m ℓ / 100 m row</p>	<p>Ground application: Apply directly into the funnel of the plants 14 days after emergence of the plants. A follow-up application 10 – 14 days later must be applied and, if necessary, up to flowering in order to control re-infestations. A minimum of 2 – 4 ℓ spray mixture / 100 m row must be applied.</p>
<p>Sorghum</p> <p>Maize stalk borer (<i>Busseola fusca</i>)</p>	<p>1 m ℓ / 100 m row</p> <p>100 m ℓ / ha</p>	<p>Ground application: Apply in 3 ℓ water in the funnel stage when 5% of the plants show shot-hole damage and the borers have not migrated into the stalks yet. Direct the application into the funnel. Will also control <i>Chilo partellus</i> if present at the time of the application.</p> <p>Aerial application: Apply in 30 ℓ water / ha</p>
<p>Wheat</p> <p>American bollworm (<i>Helicoverpa armigera</i>)</p>	<p>120 m ℓ / ha</p>	<p>Apply as soon as an infestation is noticed and repeat if needed.</p> <p>Ground application: Ensure thorough wetting. Apply in 250 – 500 ℓ water / ha</p> <p>Aerial application: Apply in at least 30 ℓ water / ha.</p>
<p>Tomatoes and fruiting vegetables (including eggplant and Capsicums (peppers))</p> <p>American bollworm</p>	<p>High volume 7.5 m ℓ / 100 ℓ water</p>	<p>Start spraying when the plants start flowering or at first signs of an infestation. Apply as a full cover spray at 500 – 1000 ℓ spray mixture / ha depending on the plant size for tomatoes up to 1 m. For taller plants a higher spray volume should be used and the concentration should be maintained. Repeat application at 7 – 10 day intervals or as indicated by crop inspection.</p>
<p>Maize</p> <p>Stalkborer (<i>Busseola fusca</i>) (1st and 2nd generation)</p>	<p>1.2 m ℓ / 100 m row (120 m ℓ / ha)</p> <p>120 m ℓ / ha</p>	<p>Ground application: Apply as soon as 10% of the plants show damage and direct the spray into the funnels. If needed, apply a follow-up spray shortly before tasseling. A minimum of 2 – 4 ℓ spray mixture must be applied per 100 m row.</p> <p>Apply as soon as eggs are found on 5% of the plants or 10% of the plants show damage. A second application may be needed 10 – 14 days later.</p> <p>Apply LAMBADA AQUAMUL directly into the plant funnel in at least 2 – 4 ℓ water / 100 m row.</p> <p>Aerial application: Apply as above in 30 ℓ water / ha.</p>
<p>Soybeans</p> <p>American bollworm (<i>Helicoverpa armigera</i>)</p>	<p>120 m ℓ / ha</p> <p>120 m ℓ / ha</p>	<p>Ground application: Apply as soon as an infestation is noticed and repeat when needed. Apply in 200 – 300 ℓ water / ha, ensure good coverage of the plants.</p> <p>Aerial application: Apply in 30 ℓ water / ha.</p>

<p>Apples and Pears</p> <p>Banded Fruit weevil (<i>Phlyctinus callosus</i>)</p>	<p>20 m ℓ / 100 ℓ water (500 – 700 m ℓ / ha)</p>	<p>Foliar application: Apply 2 high volume sprays. The 1st spray should be at 75% petal drop and the 2nd application four weeks later. If needed, a 3rd spray can be applied 4 weeks after the 2nd spray in order to prevent late season damage. A single spray or programme of sprays for weevil at this dosage rate should also suppress or even control low populations of red spider mite (Red and two spotted strains)</p>
<p>Codling moth</p>	<p>10 m ℓ / 100 ℓ water (250 – 350 m ℓ / ha)</p>	<p>Apply as a high volume spray. Apply the 1st spray at 75% petal fall and repeat at 14 – 18 day intervals.</p>

ACKNOWLEDGEMENT OF TRADEMARKS

Wet-All

(L. 8361)

Arysta Lifescience South Africa (Pty) Ltd.

WAARSKUWINGS

Onthoudingsperiode:

Laat die volgende minimum aantal dae toe tussen laaste toediening en oes of beweiding van die volgende gewasse:

Pampoengewasse.....	1 dag
Tamaties.....	2 dae
Aartappels, Koolgewasse.....	3 dae
Vrugagtige groentesoorte.....	5 dae
Mielies en Suikermielies	7 dae
Appels en Pere	14 dae
Sorghum, Koring, Sojabone (weiding).....	28 dae

BELANGRIK: Die aanbevole onthoudingsperiode tussen die laaste toediening en oes voldoen aan die vereistes vir plaaslike residuvlakke, maar mag dalk nie aan die vereistes vir uitvoer voldoen nie.

- Vir snywurm beheer, dien slegs toe wanneer plante in die saailingstadium is of voor-opkoms van die gewas. Moenie toedien as die grond droog is nie.
- Hanteer versigtig.
- Produk is giftig wanneer ingesluk word en as deur die vel geabsorbeer word.
- Mag slymvlies-, oog- en velirritasie veroorsaak.
- Giftig vir visse en wildlewe.
- Gebruik slegs soos aanbeveel om risiko vir bye, gunstige parasiete, gunstige predatore en visse te beperk.
- Teen 'n dosis van so hoog as 300 ml/ha volgens etiketaanbevelings, is **LAMBADA AQUAMUL** relatief veilig vir bye. Indien hoër dosisse nodig sou wees, dien toe wanneer bye nie aktief is nie.
- Moet nie bo-oor watermassas soos damme, poele, riviere, strome of visteeldamme spuit nie, of toelaat dat wegdrywing van die spuitstof daarheen oorwaai nie.
- Berg in die oorsproklike houer in 'n koel, droë, goed geventileerde plek.
- Bêre weg van voer, voedsel, saad, kunsmis en ander landboumiddels.
- Hou buite bereik van kinders, oningeligte persone en diere.
- **In geval van vergiftiging ontbied 'n geneesheer en stel hierdie etiket aan hom/haar beskikbaar.**
- **LAMBADA AQUAMUL** is sonder enige fitotoksiseitskade op die mees belangrikste kommersiële kultivars getoets. Meer vatbare kultivars mag in die toekomst vrygestel word wat eers getoets moet word; hiervoor moet **LAMBADA AQUAMUL** eers op 'n klein toetsoppervlakte aangewend word, alvorens groot kommersiële bespuitings gemaak word.
- **Herbetreding:** Moet nie die behandelde gebied binne 1 dag na bespuiting betree nie, tensy beskermende oorklere gedra word.
- **Lugtoediening:** Stel al die inwoners van die onmiddellike omgewing van die gebied wat bespuit gaan word in kennis en reik die nodige waarskuwings uit. Moet nie oor water of aangrensende areas spuit, of toelaat dat die spuitstof deur wegdrywing dit besoedel nie.

Alhoewel hierdie middel omvattend onder 'n groot verskeidenheid toestande getoets is, waarborg die registrasiehouer nie dat dit onder alle toestande doeltreffend sal wees nie. Die werking en effek daarvan kan beïnvloed word deur faktore soos abnormale grond-, klimaats- en bergingstoestande, kwaliteit van verdunningswater, verenigbaarheid met ander stowwe wat nie op die etiket aangedui is nie en die voorkoms van weerstand van die plaë teen die betrokke middel, sowel as die metode, tyd en akkuraatheid van toediening. Verder aanvaar die registrasiehouer nie verantwoordelikheid vir skade aan gewasse, plantegroei, die omgewing of vir nadelige effek op mens of dier of vir 'n gebrek aan prestasie van die betrokke middel as gevolg van die versuim van die gebruiker om die etiketaanwysings na te kom, of as gevolg van die ontstaan van toestande wat nie kragtens die registrasie voorsien kon word nie. Raadpleeg die verskaffer in die geval van enige onsekerheid.

VOORSORGMAATREËLS

- Moenie enige dampe of spuitnewel inasem nie.
- Vermoë kontak met die vel en oë.

- Dra 'n gesigskerm en rubberhandskoene terwyl die spuitmengsel hanteer, voorberei of toegedien word.
- Was met seep en koue water onmiddellik na gebruik en toevallige velkontak; so ook die besoedelde klere.
- In die geval van oogkontak spoel onmiddellik met lopende water vir ten minste 15 minute terwyl die boonste en onderste ooglede opgelig word. **Verkry mediese hulp.**
- Was besoedelde klere na gebruik en was ook jouself.
- Moet nie eet, drink of rook tydens vermenging of toediening van die produk of voordat hande en gesig gewas en skoon klere aangetrek is nie.
- Verhoed besoedeling van voedsel, voer, drinkwater en eetgerei.
- Verhoed wegdrywing van spuitnewel na ander gewasse, weiding, riviere, damme en ander gebiede wat nie onder behandeling is nie.
- Maak spuittoerusting deeglik skoon na gebruik. Raak ontslae van spoelwater waar dit nie gewasse, weiding, riviere, damme en boorgate sal besoedel nie.
- Spoel die leë houder **drie keer** uit op die volgende manier: Keer die leë houder om oor die spuittenk of mengbak en dreineer vir minstens 30 sekondes nadat die vloei tot 'n gedrup verminder het. Spoel die leë houder daarna drie keer uit met 'n volume water wat gelykstaande aan 'n minimum van 10% van die inhoud van die houder is. Gooi die spoelwater by die inhoud van die spuittenk voordat die houder vernietig word.
- Vernietig die leë houder deur gate daarin te maak en plat te slaan en op 'n velige manier daarvan ontslae te raak.
- Moet nooit die leë houder vir enige ander doel gebruik nie.

SIMPOTOME VAN MENSLIKE VERGIFTIGING

Indien inname plaasgevind het, is simptome gewoonlik nie spesifiek nie. Naarheid, braking, diaree en maagpyn kan voorkom. Indien groot dosisse ingeneem is, kan koördinasiesteurings, swakheid van ledemate, stuiptrekkings, koma en dood a.g.v. respiratoriese onderdrukking voorkom.

NOODHULPBEHANDELING

Hou die produkhouer, etiket of materiaalveiligheidsdatablad byderhand wanneer met 'n geneesheer of gifsentrum kontak gemaak word of wanneer vir behandeling gaan.

Velkontak: Verwyder versigtig die besoedelde klere en skoene. Was besmette liggaamsdele deeglik met 'n nie-skurende seep en baie water af. Persone wat noodhulp toedien moet handskoene dra om self-kontaminasie te vermy. As irritasie ontwikkel, verkry mediese hulp.

Oogkontak: Spoel oë onmiddellik uit met groot hoeveelhede skoon water vir ten minste 15 minute. Lig die boonste en onderste ooglede. **Kry mediese hulp.**

Ingesluk: Indien ingesluk en pasiënt is by bewussyn, spoel die mond uit met water en gee die pasiënt ongeveer 300 ml warm water om te drink. **MOENIE** braking induseer nie. Neem die pasiënt onmiddellik na die naaste geneesheer of hospitaal en **TOON HIERDIE ETIKET AAN DIE GENEESHEER.**

Ingeasem: Skuif die pasiënt na vars lug. Indien asemhaling onreëlmatig is, of gestop het, pas kunsmatige asemhaling toe. Hou die pasiënt warm en rustig. **Kry onmiddellik mediese hulp.**

NOTA AAN GENEESHEER

Behandel simptome en ondersteunend. Indien 'n maagspoeling of braking as nodig beskou word, voorkom aspirasie van die maaginhoud. Oorweeg toediening van geaktiveerde houtskool en 'n purgeermiddel.

METODE VAN WERKING

LAMBADA AQUAMUL werk in op die senuweestelsel van insekte. Dit verhinder neurone om hul funksie uit te voer deur interaksie met die natriumkanale. **LAMBADA AQUAMUL** is 'n nie-sistemiese insekdoder met kontak- en maagaksie sowel as afwerende eienskappe. Dit lewer 'n vinnige uitklopaksie en lang residuele werking.

WEERSTANDSWAARSKUWING

Vir weerstandsbestuur is **LAMBADA AQUAMUL** 'n groeppode 3A insekdoder. Enige populasie van 'n spesifieke insek mag individue insluit wat 'n natuurlike weerstand teen **LAMBADA AQUAMUL** en enige ander groeppode 3A insekdoder het. Hierdie weerstandbiedende individue kan uiteindelik die

insekpopulasie oorheers as hierdie insekdoders herhaaldelik aangewend word. Hierdie weerstandbiedende insekte sal waarskynlik nie deur **LAMBADA AQUAMUL** of enige ander groepkode 3A insekdoder beheer word nie.

Om weerstand teen insekdoders te vertraag:

- Vermy die eksklusiewe herhaaldelike gebruik van insekdoders in dieselfde groepkode. Wissel af met, of gebruik tenkmengsels van, produkte in verskillende insekdodergroepcodes.
- Integreer ander beheermaatreëls (chemies, verbouing, biologies) in insekbestuurprogramme.

Aangesien die voorkoms van weerstand nie voorspel kan word nie, word gebruikers aangeraai om behandelde gewasse noukeurig dop te hou. Indien die behandeling met **LAMBADA AQUAMUL** soos aanbeveel nie doeltreffend was nie, mag 'n weerstandbiedende populasie teenwoordig wees. Indien 'n weerstandbiedende populasie positief geïdentifiseer word, moet daar onmiddellik oorweging geskenk word aan die gebruik van 'n insekdoder met 'n ander metode van werking, waarvan daar geen rekord van weerstand teen die betrokke plaag is. Vir spesifieke inligting oor weerstandsbestuur kontak die registrasiehouer van hierdie produk.

WEERSTANDBESTUUR

- Die weerstandigheid van die Afrika bolwurm (*Helicoverpa armigera*) teen sintetiese piretroïede is bevestig. As deel van 'n strategie om die ontwikkeling van grootskaalse weerstand te voorkom, moet die volgende riglyne nagevolg word vir die beheer van *Helicoverpa armigera*:
- Moet nie meer as 2 toedienings per seisoen toedien nie.
- **Vir die optimale beheer van vatbare bolwurmpopulasies, moet die larwes nie 10 mm in lengte oorskry ten tye van toediening nie.**
- As 'n piretroïedbespuitings swak beheer gee, moet nie met enige sintetiese piretroïed (selfs teen 'n korrektiewe dosis) oorspuit nie. Gebruik 'n produk uit 'n ander chemiegroep.

GEBRUIKSAANWYSINGS

Gebruik slegs soos aangedui.

MENGINSTRUKSIES

Maak die spuittenk halvol met skoon, geskikte water. Skud die houer deeglik voor gebruik. Voeg die benodigde hoeveelheid **LAMBADA AQUAMUL** by die water in die spuittenk terwyl geroer word. Indien enige ander produk met **LAMBADA AQUAMUL** gemeng word, moet die benodigde volume van daardie produk op soortgelyke wyse eers vooraf gemeng word.

Roer die water in die spuittenk en voeg dan die produk(te) by die tenk in die volgende volgorde (soos van toepassing): geskikte buffer, suspensiekonsentraat, water-oplosbare konsentraat, emulgeerbare konsentraat. Vul die spuittenk met water tot by die verlangde volume terwyl daar voortdurend geroer word. Handhaaf roering gedurende toediening. **Tenkmengsels moet onmiddellik uitgespuit word en nie toegelaat word om oornag in die spuittenk te staan nie.** Spuittoerusting moet deeglik uitgespoel word aan die einde van toediening.

TOEDIENINGSMETODES

Verseker dat die spuittoerusting korrek gekalibreer is en gereeld gedurende toediening nagegaan word om egalige en akkurate toediening te verseker. **Konstante roering deur die hele spuitoperasie is noodsaaklik.** Gebruik slegs skoon water.

Grondtoediening:

Dit is noodsaaklik om holkeëlsputpunte te gebruik wat 'n medium tot fyn druppelgrootte met 'n konvensionele hoë-volume spuitapparaat sal lewer. Kalibreer die toerusting voor gebruik en verseker dat die korrekte bespuiting gaan plaasvind. 'n Eweredige verspreiding van die spuitmengsel oor die hele teikengebied is noodsaaklik. Moenie spuit as die plante nat is nie.

Lugtoediening:

Lugtoediening mag slegs deur 'n geregistreerde lugbespuitingsoperateur met 'n korrek gekalibreerde, geregistreerde vliegtuig volgens die instruksies van SANS Kode 10118 (Aerial Application of Agricultural Pesticides) gedoen word. Dit is belangrik om te verseker dat die spuitmengsel eweredig oor die teikenarea versprei word en dat die verlies aan spuitmengsel tydens toediening tot 'n minimum beperk word. Dit is dus belangrik om die aan volgende kriteria te voldoen:

Toerusting:

- Gebruik geskikte atomiseringsapparaat (soos hidroliese of roterende spuitkoppe) wat die vereiste druppelgrootte en bedekking sal produseer, maar wat die minste verlies van produk deur wegdrywing sal verseker.
- Die operateur moet 'n stelsel kies wat 'n druppelspektrum met die kleinste moontlike relatiewe span sal produseer.
- Al die spuitkoppe of atomiseerders moet in die binneste 75% van die vlerkspan geplaas word om die beweging van druppels binne-in die vlerkpuntvorteks te verhoed.

Toedieningsvereistes:

- 'n Minimum volume van 30 l spuitmengsel per hektaar word aanbeveel. Aangesien hierdie produk nie teen 'n verlaagde volume getoets is nie, kan die registrasiehouer nie effektiwiteit waarborg, of verantwoordelik gehou word vir enige nadelige effekte indien hierdie produk teen 'n laer volume, as hierbo aanbeveel, uit die lug toegedien word nie.
- 'n Druppelbedekking van 30-40 druppels per cm² moet op die teikenarea herwin word.
- Dit word aanbeveel om gebruik te maak van 'n druppelspektrum met 'n VMD van 250-280 mikron. Verseker dat die produksie van fyn druppels (kleiner as 150 mikron) tot 'n minimum beperk word.
- Die hoogte van die spuitbalk moet op 3-4 meter bokant die teiken gehandaaf word.
- Moet nie spuit wanneer die vliegtuig besig is om te klim, te draai, te duik of uit te klim nie.
- Dien toe voordat die gewas te ruig word aangesien dit behoorlike bedekking van die plante verhinder. Verseker dat deeglike penetrasie en benatting verkry word.
- Monitor die effektiwiteit binne 3 dae na bespuiting. 'n Verdere bespuiting mag nodig wees indien onbevredigende beheer verkry is.

Meteorologiese toestande:

- Die verskil tussen die nat- en droëbollesings, soos bepaal met behulp van 'n swaai-higrometer, moet nie 8 °C oorskry nie.
- Moet nie tydens turbulente en onstabiele weerstoestande of gedurende die hitte van die dag, wanneer stygende en dalende konveksie-windbeweging plaasvind, spuit nie.
- Moenie onder temperatuurinversie-toestande (deur bokant of binne-in die inversielaag te spuit) en/of hoë lugvogtoestande (relatiewe humiditeit 80% en hoër) spuit nie, want dit kan lei tot:
 - a) Verlaagde effektiwiteit a.g.v. die suspensie en verdamping van klein druppels in die lug (wat lei tot onvoldoende bedekking op die teikenarea).
 - b) Skade aan ander sensitiewe gewasse en/of nie-teikenareas as gevolg van wegdrywing van die spuitwolk van die teikenarea af.
- Moet nie spuit indien die windspoed 15 km/h oorskry nie.

Algemeen:

- Verseker dat die lande wat behandel gaan word akkuraat gemerk is en dat die lugbespuitingsoperateur presies weet watter lande gespuit moet word.
- **Verkry 'n versekering van die lugbespuitingsoperateur dat aan die bogenoemde vereistes voldoen sal word, en dat die relevante data vir toekomstige verwysing in 'n logboek gehou sal word.**

VERENIGBAARHEID

Die verenigbaarheid van **LAMBADA AQUAMUL** met ander produkte hang van die formulerings van die betrokke produkte af, asook van die kwaliteit van die spuitwater. Deurdat formulerings van tyd tot tyd kan verander word dit aanbeveel om 'n fisiese verenigbaarheidstoets te doen alvorens 'n tenkmengsel gemaak word. Moet nie tenkmengsels met ander landbouprodukte of blaarvoedingsprodukte maak, alvorens seker gemaak is dat die effektiwiteit van die produk nie sal verlaag, of gewasskade sal voorkom nie.

Moet nie **LAMBADA AQUAMUL** met seewierekstrak meng nie.

Indien **LAMBADA AQUAMUL** met ander produkte gemeng word, moet alle **WAARSKUWINGS**, **VOORSORGMATREËLS** en **GEBRUIKSAANWYSINGS** soos dit op daardie betrokke etiket verskyn, nagekom word.

GEBRUIKSBEPERKINGS

- **Waarskuwing teen weerstand:** Verwys na die **“WEERSTANDSWAARSKUWING”** en **“WEERSTANDBESTUUR”** soos hierbo beskryf.

- Snywurms is geneig om ondergronds te voed indien die grondoppervlak droog is. Skade aan saailinge is gewoonlik nie sigbaar alvorens die plante begin verwelk nie. Indien daar in droë grond geplant word (of wanneer die grond kort na plant vinnig uitdroog) kan swak beheer van snywurms vermag word, aangesien die plaag nie met die produk op die grondoppervlak in aanraking kom nie. Opvolgbespuiting van **LAMBADA AQUAMUL** sal nie noodwendig snywurmbeheer verseker nie, tensy die grondoppervlak klam is.
- Moenie **LAMBADA AQUAMUL** op enige gewas of situasie toedien wat nie op hierdie etiket verskyn nie.
- Dien **LAMBADA AQUAMUL** slegs met akkurate en veilige toedieningsmetodes toe.
- Indien **LAMBADA AQUAMUL** met ander aanbevole produkte in tenkmengsels gebruik word, moet aandag gegee word aan die beperkings van daardie betrokke produkte.
- Moet nie hierdie produk in kombinasie of mengsel met enige ander produk of landboumiddel gebruik wat nie spesifiek op die etiket gelys is nie. Meridian Agrochemical Company (Edms.) Bpk. aanvaar geen verantwoordelikheid vir enige negatiewe gevolge ervaar indien die instruksies op die etiket nie nagekom word nie, tensy 'n Meridian verteenwoordiger vooraf geraadpleeg is.

AANBEVELINGS

GEWAS/PLAAG	DOSIS	OPMERKINGS
Mielies en Sojabone Snywurms <i>(Agrotis spp.)</i>	70 ml / ha	Dien LAMBADA AQUAMUL toe as 'n voorkomende (voor-opkoms) of korrektiewe (na-opkoms) toediening soos volg: Die grond wat behandel moet word moet goed voorberei wees: geen klonte of oormatige plantreste. Waar minimum bewerking toegepas word, is snywurmpopulasies gewoonlik hoog. Die snywurmpopulasie moet gemonitor word na die eerste behandeling en, indien nodig, 'n tweede bespuiting gedoen word. Dien LAMBADA AQUAMUL as 'n algehele, korrektiewe spuit teen die aanbevole dosis toe. Dien slegs toe as die boonste 3cm van die grond klam is.
Voorkomende toediening (Voor-opkoms) en Korrektiewe toediening (Na-opkoms)	0.23 ml / 100 m ry 70 ml / ha 70 ml / ha	Grondtoediening: Rybehandeling: Dien toe in 2 – 4 l water in 'n 30 cm wye band oor die ry. Algehele toediening: Dien toe in 300 l water / ha. Lugtoediening: Dien toe in 30 l water / ha.
Koolgewasse (insluitend brokkoli, spruitkool, kool en blomkool) Ruitrugmot <i>(Plutella spp.)</i>	Hoë volume 8 ml / 100 l water 100 – 140 ml / ha	Dien toe as 500 – 1000 l spuitmengsel / ha. Begin toedienings met die eerste tekens van infestasië en herhaal met 10 – 14 dae intervalle. Voeg 'n geskikte benatter, soos Wet-All by, teen die aanbevole dosis om goeie bedekking te verseker.
Pampoengewasse (insluitend komkommers, agurkies, spanspekke, pampoene, skorsies, murgpampoentjies en waatlemoene) Landmeter spesies	100 – 140 ml / ha	Dien toe soos deur monitering bepaal, gewoonlik met intervalle van 5 dae of meer. Die tydsberekening en gereeldheid van toedienings moet gebaseer wees op insekbevolkingsvlakke wat plaaslike bepaalde ekonomiese drempelwaardes bereik. Grondtoediening: Verseker deeglike bedekking. Dien toe in 250 – 500 l water / ha. Lugtoediening:

(<i>Chrysodeixis</i> spp)		Dien toe in ten minste 30 ℓ water / ha.
Aartappels Aartappelmot larwes	120 ml / ha 132 ml / ha	Grondtoediening: Dien toe in 250 – 500 ℓ water / ha afhangend van die plantgrootte. Begin bespuiting wanneer plante 1 maand oud is of vroeër indien infestasië uitbreek. Herhaal elke 10 – 14 dae en erd ten minste twee keer op gedurende die groeiseisoen. Lugtoediening: Dien toe in ten minste 30 ℓ water / ha. Begin bespuiting wanneer plante 1 maand oud is of vroeër indien infestasië uitbreek. Herhaal elke 10 – 14 dae en erd ten minste twee keer op gedurende die groeiseisoen.
Suikermielies Pienk Stronkboorder (<i>Sesamia calamistis</i>)	1 ml / 100 m ry	Grondtoediening: Dien direk in die kelk van die plante toe, 14 dae na opkoms van die plant. 'n Opvolgbespuiting 10 – 14 dae later moet toegedien word en, indien nodig, tot en met blom om her-infestasië te beheer. 'n Minimum van 2 – 4 ℓ spuitmengsel / 100 m ry moet aangewend word.
Sorghum Mielie stronkboorder (<i>Busseola fusca</i>)	1 ml / 100 m ry 100 ml / ha	Grondtoediening: Dien in 3 ℓ water in die kelk stadium toe wanneer 5% van die plante skade wys en die wurms nog nie die kelk binnegedring het nie. Dien direk in die kelk toe. Sal ook <i>Chilo partellus</i> beheer indien aanwesig met toediening. Lugtoediening: Dien toe in 30 ℓ water / ha
Koring Amerikaanse bolwurm (<i>Helicoverpa armigera</i>)	120 ml / ha	Dien toe sodra infestasië gesien word en herhaal soos nodig. Grondtoediening: Verseker deeglike bedekking. Dien toe in 250 – 500 ℓ water / ha Lugtoediening: Dien toe in ten minste 30 ℓ water / ha.
Tamaties en vrugagtige groentesoorte (insluitend Eiervrug en Soetrissies) Amerikaanse bolwurm	Hoë-volume 7.5 ml / 100 ℓ water	Begin bespuiting wanneer die plante begin blom of met die eerste tekens van infestasië. Dien toe as voldekbepuiting in 500 – 1000 ℓ spuitmengsel / ha afhangend van die plantgrootte vir tomaties tot en met 1 m. Vir groter plante word 'n hoër volume benodig maar die konsentrasie moet dieselfde bly. Herhaal toediening met 7 – 10 dae intervalle of soos benodig.

<p>Mielies</p> <p>Stronkboorder <i>(Busseola fusca)</i> (1^{ste} en 2^{de} generasie)</p>	<p>1.2 ml / 100 m ry (120 ml / ha)</p> <p>120 ml / ha</p>	<p>Grondtoediening: Dien toe sodra 10% van die plante skade wys en spuit binne-in die kelk. Indien nodig, dien weer toe kort voor pluimverskyning. Spuit 'n minimum van 2 – 4 l spuitmengsel per 100 m ry.</p> <p>Dien toe sodra eiers gevind word op 5% van plante of as 10% van die plante skade wys. 'n Tweede bespuiting mag nodig wees 10 – 14 dae later.</p> <p>Dien LAMBADA AQUAMUL direk in die kelk toe met ten minste 2 – 4 l water / 100 m ry.</p> <p>Lugtoediening: Dien toe soos hierbo in 30 l water / ha.</p>
<p>Sojabone</p> <p>Amerikaanse bolwurm <i>(Helicoverpa armigera)</i></p>	<p>120 ml / ha</p> <p>120 ml / ha</p>	<p>Grondtoediening: Dien toe sodra 'n infestasië gesien word en herhaal soos benodig. Dien in 200 – 300 l water / ha toe om deeglike bedekking te verseker.</p> <p>Lugtoediening: Dien in 30 l water / ha toe.</p>
<p>Appels en Pere</p> <p>Gebande vrugtekalandar <i>(Phlyctinus callosus)</i></p>	<p>20 ml / 100 l water (500 – 700 ml / ha)</p>	<p>Blaarbespuiting: Dien 2 hoë-volume bespuitings toe. Die 1^{ste} bespuiting moet met 75% blomblaarval wees en die 2^{de} toediening vier weke later. Indien nodig, kan 'n 3^{de} bespuiting toegedien word 4 weke na die 2^{de} bespuiting om laatseisoen-skade te voorkom. 'n Enkele bespuiting of programbespuiting vir kalenders teen hierdie dosis behoort lae populasies Rooispinmyt (Rooi- en Tweekolpopulasies) te onderdruk of selfs te beheer.</p>
<p>Kodlingmot</p>	<p>10 ml / 100 l water (250 – 350 ml / ha)</p>	<p>Dien toe as 'n hoë-volume bespuiting. Dien die 1^{ste} spuit toe met 75% blomblaarval en herhaal elke 14 – 18 dae.</p>

ERKENNING VAN HANDELSMERKE

Wet-AII (L. 8361)

Arysta Lifescience South Africa (Edms.) Bpk.