

CYRUS SC

BEFORE USING THIS PRODUCT, READ THE LABEL CAREFULLY

VERWYS NA BESONDERHEDE SOOS OP HOUER / SAK GEDRUK


GEBRUIKSAANWYSINGS INGESLUIT

Lotnummer

Datum van vervaardiging

CYRUS SC

INSECTICIDE



Reg. No. L9731, Act/Wet No. of/van 1947

1: 12/02/2015

A systemic suspension concentrate insecticide for the control of the agricultural pests on the crops as listed.


'n Sistemiese suspensiekonsentraat insekdoder vir die beheer van landbouplae op gewasse soos aangedui.

| IRAC INSECTICIDE GROUP CODE | 4A | IRAC INSEKDODER GROEPKODE |
|---|---------|----------------------------------|
| ACTIVE INGREDIENT / AKTIEWE BESTANDDEEL | | |
| Imidacloprid (chloro-nicotinyl) | 350 g/ℓ | Imidakloprid (chloro-nikotiniel) |


Registration Holder / Registrasiehouer
Meridian Agrochemical Company (Pty.) Ltd. / (Edms.) Bpk.
 Reg. No. 2000/010819/07
 P.O. Box / Posbus 436, Modderfontein, 1645, South Africa / Suid-Afrika


20ℓ


UN Number: 2902




HARMFUL / SKADELIK









DIRECTIONS FOR USE ENCLOSED

Batch Number

Date of manufacture

REFER TO DETAILS AS PRINTED ON CONTAINER / BAG

WARNINGS

Withholding period:

Allow the following minimum number of days between application and harvest:

| | |
|----------------------|----------|
| Broccoli..... | 76 days |
| Brussel sprouts..... | 91 days |
| Cabbage..... | 93 days |
| Citrus..... | 212 days |
| Cucurbits..... | 100 days |

IMPORTANT: The recommended withholding period between last application and harvest meets local residue requirements, but may not meet export requirements.

- Handle with care.
- Poisonous when absorbed through the skin or if swallowed or if inhaled
- Toxic to fish and wildlife.
- Store in a cool, dry place, well-ventilated place away from direct sunlight.
- **TOXIC TO BEES: Do not apply this product during blossom or when bees are actively foraging.**
- Store away from food, feed, fertilizer and other agricultural products.
- Keep under lock and key in the original, tightly closed container.
- Keep out of reach of children, uninformed persons and animals.
- Store above -10°C and below 40 °C.
- Protect from direct sunlight, heat, open flames and sources of ignition.
- Do not use this product in any way contrary to the directions on this label.
- **CYRUS SC** has been tested on the most important commercial cultivars without any phyto toxic effects. More susceptible cultivars may be released in future which need to be tested; for this apply **CYRUS SC** to a limited test area before commercial applications are made.
- **Re-entry:** Do not enter treated area within 1 day after treatment unless wearing protective clothing.
- **In case of poisoning call a doctor and make this label available to him/her.**
- **AERIAL APPLICATION:** notify all inhabitants of the immediate area to be sprayed and issue the necessary warnings. Do not spray over or allow drift to contaminate water, adjacent areas or crops.

Although this remedy has been extensively tested under a large variety of conditions, the registration holder does not warrant that it will be effective under all conditions. The activity and effect thereof may be affected by factors such as abnormal soil, climatic and storage conditions, quality of dilution water, compatibility with other substances not indicated on the label and the occurrence of resistance of the pest against the remedy, as well as by the method, time and accuracy of application. The registration holder furthermore does not accept responsibility for damage to crops, vegetation, the environment or harm to man or animal, or for lack of performance of the remedy concerned due to failure by the user to follow the label instructions, or to the occurrence of conditions which could not have been foreseen in terms of the registration. Consult the supplier in the event of any uncertainty.

PRECAUTIONS

- Do not inhale spray mist or fumes.
- Avoid skin and eye contact by wearing full protective clothing (protective gloves, boots and face shield) when mixing and applying the product.
- Wash with soap and water immediately after use and accidental skin contact.
- Wash contaminated clothing immediately after use.
- Do not eat, drink or smoke while mixing or applying the product or before washing hands and face and changing clothing.
- Avoid contamination of other crops, grazing, rivers, dams and areas not under treatment.
- Clean applicator after use. Dispose of rinsate where it will not contaminate crops, grazing, rivers, dams and boreholes.
- Prevent contamination of food, feeds, drinking water and eating utensils.
- Triple rinse the empty container in the following manner: Invert the container over the spray tank or mixing tank and allow to drain for at least 30 seconds after flow has slowed down to a drip. Thereafter, rinse the empty container three times with a volume of water equal to a minimum of 10% of that of the container. Add the rinsate to the contents of the spray tank or container used for drench application before destroying the container.

- Dispose of excess pesticide, spray mixture and/or rinsate where it will not contaminate any crops, grazing, dams, boreholes or rivers.
- Destroy the empty container by perforation and flattening and dispose of it in a safe manner.
- **Never** re-use the empty container for any other purpose.
- Do not apply this product in combination or tank mixture with any other product or agricultural remedy which is not specifically listed on this label. Meridian Agrochemical Company (Pty) Ltd accepts no responsibility for any negative effects experienced if the instructions on this label are not adhered to, unless a Meridian representative was consulted beforehand.

SYMPTOMS OF HUMAN POISONING

Lethargy, abdominal pain, diarrhoea, salivation, muscle weakness, shortness of breath, tremors, twitching, ataxia. May cause irritation to mucous membrane, eyes and skin.

FIRST AID TREATMENT

Skin contact: Remove contaminated clothing as well as shoes and leather goods. Wash body thoroughly with a non-abrasive soap and lots of water. DO not rub the skin. Persons providing first aid must wear gloves to avoid self-contamination. Seek medical advice if necessary.

Eye contact: Flush eyes immediately with large amounts of clean water for at least 15 minutes. Occasionally lift the upper and lower lids. If eye irritation persists, get medical attention.

Inhalation: Remove patient from source of poisoning to a well ventilated area and loosen clothing around the neck. Perform artificial respiration and administer oxygen if necessary. Keep patient warm and at rest. **Seek medical advice immediately.**

Ingestion: DO NOT induce vomiting unless directed to do so by a physician or poison control center. Never give anything by mouth to an unconscious person. Do not leave the victim unattended. Wash the patient's mouth out with water if the patient is able and alert. Vomit should not get into the respiratory tract. **Seek medical assistance immediately.**

NOTE TO PHYSICIAN

There is no specific antidote. If ingested perform gastric lavage and administer activated charcoal. Treat symptomatically and supportively.

MODE OF ACTION

CYRUS SC is a systemic insecticide with translaminar activity, and with contact and stomach action. It is readily taken up by the plant and further distributed acropetally, with good root-systemic action.

RESISTANCE WARNING

For resistance management, **CYRUS SC** is a group code 4A insecticide. Any insect population may contain individuals naturally resistant to **CYRUS SC** and other group code 4A insecticides. The resistant individuals can eventually dominate the insect population if these insecticides are used repeatedly. These resistant insects may not be controlled by **CYRUS SC** or any other group code 4A insecticide.

To delay insecticide resistance:

- Avoid exclusive repeated use of insecticides from the same insecticide group code. Alternate or tank mix with registered products from different insecticide group codes. Do not apply **CYRUS SC** or any other group 4A product more than once per season in citrus (bearing, non-bearing and nursery).
- Integrate other control methods (chemical, cultural, biological) into insect control programmes.

Since the occurrence of resistance cannot be forecast, users are advised to keep treated crops under close observation. If treatment is not effective following the use of **CYRUS SC** as recommended, a resistant population may be present. If a resistant population is positively identified, consideration should be given to prompt use of an insecticide with a different mode of action for which there is no record of resistance to the relevant pest. For specific information on resistance management, contact the registration holder of this product.

DIRECTIONS FOR USE

Use only as directed.

MIXING INSTRUCTIONS

Half-fill the spray tank with suitable water. Add the required quantity of **CYRUS SC** to the water in the tank while agitating. Fill the spray tank to the desired volume with water. **Tank mixtures must be sprayed out immediately and not allowed to stand in the spray tank overnight.** Do not use brackish water. Application equipment must be thoroughly flushed out at the end of the spraying operation.

COMPATIBILITY

The compatibility of **CYRUS SC** with other products depends on the formulations of the respective products as well as the quality of the spray water to be used. As formulations change from time to time it is recommended that a physical compatibility test be done prior to the tank mixture being made. Do not make tank mixtures with other agricultural remedies or foliar feed products without first ensuring that no reduction in efficacy or crop damage will result.

When mixing **CYRUS SC** with other products, all **WARNINGS, PRECAUTIONS** and **DIRECTIONS OF USE** appearing on that particular label must be adhered to.

AERIAL APPLICATION

Aerial application may only be done by a registered aerial application operator using a registered and correctly calibrated aircraft according to the instructions of SANS Code 10118 (Aerial Application of Agricultural Remedies). It is important to ensure that the spray mixture is distributed evenly over the target area and that the loss of spray material during application is restricted to a minimum. It is therefore essential that the following criteria are met:

Equipment

- Use suitable atomising equipment that will produce the desired droplet size and coverage of the target area and will ensure minimum loss of product through drift.
- The spraying system must produce a droplet spectrum with the lowest possible Relative Span.
- All nozzles and atomisers should be positioned within the inner 60%-75% of the wingspan to prevent droplets from entering the wingtip vortices.

Application Parameters

- A droplet spectrum with a VMD of 250 - 280 microns is recommended. Ensure that the production of fine droplets, with a VMD of less than 150 microns, is restricted to a minimum.
- The height of the spray boom should be maintained at 3 - 4m above the target.
- Do not spray when the aircraft is in a climb, at the top of a turn or during a dive or when banking.
- A minimum volume of 30 ℓ /ha is recommended. As this product has not been tested at a reduced volume rate, the registration holder cannot guarantee efficacy or be held responsible for any adverse effects if the product is applied aurally at a lower volume rate than recommended above.
- A minimum droplet coverage of 30 – 40 droplets per sq cm must be recovered at the target.

Meteorological Conditions

- The difference between the wet and dry bulb readings as determined by a whirling hygrometer must not exceed 8 °C. The addition of a suitable anti-evaporant is recommended if the VMD of the droplets is less than 200 – 250 microns.
- Do not spray under turbulent, unstable conditions or during the heat of the day when rising thermals and downdraughts occur.
- Do not spray under temperature inversion conditions (spraying in or above the inversion layer) and/or high humidity conditions (relative humidity 80% and above). As this may lead to:
 - a) Reduced efficacy due to inadequate coverage due to suspension and evaporation of small droplets in the air.
 - b) Damage to sensitive crops and non-target areas due to drifting of the suspended spray cloud away from the area under treatment.
- Do not spray when the wind speed exceeds 15 km per hour.

General

- Ensure that fields are accurately marked and that the aerial spray operator knows exactly which fields to spray.

| CROP/PEST | APPLICATION RATE | REMARKS |
|---|-----------------------|---|
| Cruciferae Cabbage aphid (<i>Brevicoryne brassicae</i>) | 380 ml / 100 l water. | Apply 600 ml of the CYRUS SC suspension per polystyrene seedling tray as a drench over the plants not more than 24 hours prior to transplanting. |

NOTES:

- The above application rates are recommended per polystyrene seedling tray containing 200 seedlings. The seedling trays referred to are those with a standard outside dimension of 673 x 342 mm.
- Application rates can be proportionally reduced for seedling trays containing less than 200 seedlings.
- The mixture should be stirred thoroughly before and during application to ensure an even application.

| CROP/PEST | APPLICATION RATE | REMARKS |
|---|---|--|
| Roses: Aphids (<i>Macrosiphum rosae</i>) and (<i>Metopolophium porosum</i>) | Soil drench: 0.5 ml / plant (for 4 – 6 weeks control) 1.0 ml / plant (for season long control) | Apply as a soil drench in spring or at the first signs of infestation. Mix 5 ml CYRUS SC with 10 l water and apply 1 l of this mixture on the soil around the base of the stem of each plant. Irrigate within 24 hours of application. Apply as a soil drench in spring. Mix 10 ml CYRUS SC with 10 l water and apply 1 l of this mixture on the soil around the base of the stem of each plant. Irrigate within 24 hours after application. Follow – up applications may be needed, depending on the amount of rainfall or irrigation and soil type. |

WAARSKUWINGS

Onthoudingsperiode:

Laat die volgende minimum aantal dae toe tussen die laaste behandeling en oes:

| | |
|------------------------|---------|
| Brokkoli..... | 76 dae |
| Brusselse spruite..... | 91 dae |
| Kool..... | 93 dae |
| Sitrus..... | 212 dae |
| Pampoengewasse..... | 100 dae |

BELANGRIK: Die aanbevole onthoudingsperiode tussen laaste toediening en oes voldoen aan die vereistes vir plaaslike residuvlakke, maar mag dalk nie voldoen aan vereistes vir uitvoer nie.

- Hanteer versigtig
- Giftig wanneer deur die vel geabsorbeer word of indien ingesluk of ingeasem word.
- Giftig vir visse en wildelewe.
- Bêre in 'n koel, droë, goed geventileerde plek, weg van direkte sonlig.
- **GIFTIG VIR BYE:** Moet nie hierdie produk gedurende blomperiode of wanneer bye aktief kos soek toedien nie.
- Berg weg van voedsel, voer, kunsmis en ander landbouprodukte.
- Hou agter slot-en-grendel in die oorspronklike, dig geslote houër.
- Hou buite bereik van kinders, oningeligte persone en diere.
- Berg bo -10 °C en onder 40 °C.
- Beskerm teen direkte sonlig, hitte, oop vlamme en bronne van ontbranding.
- Moet nie hierdie produk in enige wyse strydig met die aanwysings op die etiket gebruik nie.
- **CYRUS SC** is sonder enige fitotoksiseitskade op die mees belangrikste kommersiële kultivars getoets. Meer vatbare kultivars mag in die toekoms vrygestel word wat eers getoets moet word; hiervoor moet **CYRUS SC** eers op 'n klein toetsoppervlakte aangewend word, alvorens groot kommersiële bespuitings gemaak word.
- Herbetreding: Moet nie behandelde gebied binne 1 dag na bespuiting nie betree nie, tensy beskermende oorklere gedra word.
- In geval van vergiftiging ontbied 'n geneesheer en stel hierdie etiket aan hom/haar beskikbaar.
- **LUGTOEDIENING:** Stel alle inwoners van die onmiddellike gebied wat bespuit gaan word in kennis en reik die nodige waarskuwings uit. Moenie oor water spuit nie of toelaat dat wegdrywing van spuitnewel aangrensende gebiede of gewasse besoedel nie.

Alhoewel hierdie middel omvattend onder 'n groot verskeidenheid toestande getoets is, waarborg die registrasiehouer nie dat dit onder alle toestande doeltreffend sal wees nie. Die werking en doeltreffendheid daarvan kan beïnvloed word deur faktore soos abnormale grond-, klimaats- en bergingstoestande, kwaliteit van die verdunningswater, verenigbaarheid met ander stowwe wat nie op die etiket aangedui word nie en die voorkoms van weerstand van die plaag teen die betrokke middel sowel as die tyd, metode en akkuraatheid van toediening. Verder aanvaar die registrasiehouer nie verantwoordlikheid vir skade aan gewasse, plantegroei en die omgewing, of nadelige invloed op mens of dier, of vir 'n gebrek aan prestasie van die betrokke middel as gevolg van versuim van die gebruiker om etiketaanwysings na te kom, of as gevolg van die ontstaan van toestande wat nie kragtens die registrasie voorsien kon word nie. Raadpleeg die verskaffer in die geval van enige onsekerheid.

VOORSORGMAATREËLS

- Moet nie die spuitnewel of dampe inasem nie.
- Vermy vel en oogkontak deur beskermende oorklere te dra (beskermende handskoene, stewels en gesigskerm) wanneer produk vermeng en toegedien word.
- Was met seep en water onmiddellik na gebruik en na toevallige velkontak.
- Was besoedelde klere na gebruik.
- Moet nie eet, drink of rook tydens vermenging of toediening van die produk of voordat hande en gesig gewas is en skoon klere aangetrek is nie.
- Voorkom besoedeling van ander gewasse, weiding, riviere, damme en areas nie onder behandeling nie.
- Maak toedieningsapparaat skoon na gebruik. Uitspoelwater moet nie gewasse, weiding, riviere, damme en boorgate besoedel nie.

- Voorkom besoedeling van voedsel, voer, drinkwater en eetgerei.
- Spoel die leë houër **drie keer** op die volgende wyse: Keer die leë houër om oor die spuittenk of mengbak en dreineer vir minstens 30 sekondes nadat die vloeï tot 'n drup afgeneem het. Spoel daarna die leë houër drie keer uit met 'n volume water gelykstaande aan 'n minimum van 10% van die houër. Gooi die spoelwater by die inhoud van die spuittenk of houër wat gebruik word vir deurdrenkingtoediening voordat die houër vernietig word.
- Gooi oortollige plaagdoder, spuitmengsel en/of spoelwater weg waar dit nie enige gewasse, weiding, damme, boorgate en riviere besoedel nie.
- Vernietig die leë houër deur gate daarin te maak, plat te slaan en op 'n veilige manier daarvan ontslae te raak..
- **Moet nooit** weer die leë houër vir enige ander doel gebruik nie.
- Moet nie hierdie produk in kombinasie of mengsel met enige ander produk of landboumiddel gebruik wat nie spesifiek op die etiket gelys is nie. Meridian Agrochemical Company (Edms.) Bpk. aanvaar geen verantwoordelikheid vir enige negatiewe gevolge ervaar indien die instruksies op die etiket nie nagekom word nie, tensy 'n Meridian verteenwoordiger vooraf geraadpleeg is.

SIMPTOME VAN VERGIFTIGING

Lusteloosheid, abdominale pyn, diarree, oormatige spierswakheid, kortasem, bewing, stuiptrekkings of koördinasie steurnis. Mag irritasie van slymvlies, oë en vel veroorsaak.

NOODHULPBEHANDELING

Velkontak: Verwyder besoedelde klere, sowel as skoene en leeritems. Was die hele lyf deeglik met 'n nie-skurende seep en baie water. Moet nie die vel vryf nie. Persone wat noodhulp toepas moet handskoene dra om self-besmetting te voorkom. Kry mediese hulp indien nodig.

Oogkontak: Spoel oë onmiddellik uit met groot hoeveelhede skoon water vir ten minste 15 minute. Lig die boonste en onderste ooglede nou en dan op. Indien oog irritasie voortduur, kry mediese aandag.

Inaseming: Verwyder die pasiënt van die bron van vergiftiging na 'n goed geventileerde area en maak klere los om die nek. Pas kunsmatige asemhaling toe en dien suurstof toe indien nodig. Hou pasiënt warm en rustig. **Kry onmiddellik mediese hulp.**

Inname: Moet nie braking induseer nie, tensy 'n dokter of gifbeheersentrum instruksies gee om dit te doen. Moet nooit iets per mond aan 'n bewustelose persoon gee nie. Moenie die slagoffer alleen los nie. Was die pasiënt se mond uit met water indien die pasiënt in staat is om op en wakker te reageer. Verhoed dat braaksel in die lugweë beland. **Kry onmiddellik mediese hulp.**

NOTA AAN GENEESHEER

Daar is geen spesifieke teenmiddel nie. Indien ingeneem doen maagspoeling en gee geaktiveerde houtskool. Behandel simptome en ondersteunend.

METODE VAN WERKING

CYRUS SC is 'n sistemiese insekdoder met translaminêre werking, en met maag en kontak aksie. Dit word geredelik deur die plant opgeneem en verder akropetaal versprei, met 'n goeie wortel-sistemiese werking.

WEERSTANDSWAARSKUWING

Vir weerstandsbestuur is CYRUS SC 'n groepkode 4A insekdoder. Enige insekpopulasie mag individue bevat wat natuurlike weerstand teen CYRUS SC of enige ander groepkode 4A insekdoder het. 'n Weerstandbiedende individue kan uiteindelik die insekpopulasie oorheers indien hierdie insekdoders herhaaldelik aangewend word. Hierdie weerstandbiedende insekte sal waarskynlik nie deur CYRUS SC of enige ander groepkode 4A insekdoder beheer word nie.

Om weerstand teen insekdoders te vertraag:

- Vermy die eksklusiewe herhaaldelike gebruik van insekdoders met dieselfde groepkode. Wissel af met, of gebruik tenkmengsels van, produkte in verskillende insekdodergroepkodes. Moet nie CYRUS SC of enige ander insekgroep 4A produkte meer as een keer per seisoen in sitrus (draende, nie-draende en kwekerie) gebruik nie.
- Integreer ander beheermaatreëls (chemies, verbouing, biologies) in insekdoderprogramme.

Aangesien die voorkoms van weerstand nie voorspel kan word nie, word gebruikers aangeraai om behandelde gewasse noukeurig dop te hou. Indien die behandeling nie doeltreffend is na die gebruik van **CYRUS SC** soos aanbeveel nie, mag 'n weerstandbiedende bevolking teenwoordig wees. Indien 'n weerstandbiedende bevolking positief geïdentifiseer word, moet daar onmiddellik oorweging geskenk word aan die gebruik van 'n insekdoder met 'n ander metode van werking waar daar geen rekord van weerstand teen die betrokke plaag is nie. Vir spesifieke inligting oor weerstandsbestuur kontak die registrasiehouer van hierdie produk.

GEBRUIKSAANWYSINGS

Gebruik slegs soos aangedui.

MENGINSTRUKSIES

Maak die spuittenk halfvol met skoon water. Voeg die verlangde hoeveelheid **CYRUS SC** by die water in die tenk terwyl geroer word. Vul die spuittenk tot die verlangde volume met water. Tenkmengsels moet onmiddellik uitgespuit word en nie toegelaat word om in die spuittenk oornag te staan. Moet nie brakwater gebruik nie. Spuittoerusting moet deeglik uitgespoel word aan die einde van die toediening.

VERENIGBAARHEID

Die verenigbaarheid van **CYRUS SC** met ander produkte hang van die formulering van die betrokke produkte af, asook van die kwaliteit van die spuitwater wat gebruik word. Deurdat formulering van tyd tot tyd kan verander word dit aanbeveel dat 'n fisiese verenigbaarheidstoets gedoen word voor die tenkmengsel aangemaak word. Moenie tenkmengsels met ander landboumiddels of blaarvoedingsprodukte maak, sonder om eers seker te maak dat dit geen vermindering in effektiwiteit of gewasskade tot gevolg sal hê nie.

Wanneer **CYRUS SC** met ander produkte gemeng word, moet alle **WAARSKUWINGS**, **VOORSORGMAATREËLS** en **GEBRUIKSAANWYSINGS** wat op daardie spesifieke etiket verskyn nagekom word.

LUGTOEDIENING

Lugtoediening mag slegs gedoen word deur 'n geregistreerde lugbespuitingsoperateur met 'n korrek gekalibreerde, geregistreerde vliegtuig volgens die instruksies van SANS Kode 10118 (Aerial Application of Agricultural Pesticides). Dit is belangrik om te verseker dat die spuitmengsel eweredig oor die teikenarea versprei word en dat die verlies aan spuitmengsel tydens toediening tot 'n minimum beperk word. Dit is dus noodsaaklik om aan die volgende kriteria te voldoen:

Toerusting

- Gebruik geskikte atomiseringsapparaat wat die vereiste druppelgrootte en bedekking van die teikenarea sal produseer, maar die minste verlies van produk deur wegdrywing sal verseker.
- Die spuitstelsel moet 'n druppelspektrum met die kleinste moontlike Relatiewe Span produseer.
- Al die spuitkoppe en atomiseerders moet in die binneste 60% -75% van die vlerkspan geplaas word om te verhoed dat druppels binne-in die vlerkpuntvorteks beweeg.

Toedieningsvereistes

- 'n Druppelspektrum met 'n VMD van 250 - 280 mikrons word aanbeveel. Verseker dat die produksie van fyn druppels, met 'n VMD van minder as 150 mikron is, tot die minimum beperk word.
- Die hoogte van die spuitbalk moet op 3 – 4m bokant die teiken gehandhaaf word.
- Moet nie spuit wanneer die vliegtuig besig is om te klim, te draai, te duik of uit te klim nie.
- 'n Minimum volume van 30 l / ha word aanbeveel. Aangesien hierdie produk nie teen 'n verlaagde volume getoets is nie, kan die registrasiehouer nie effektiwiteit waarborg, of verantwoordelik vir enige nadelige effek gehou word indien die produk toegedien word teen 'n laer volume, as hierbo aanbeveel nie.
- 'n Minimum druppelbedekking van 30 - 40 druppels per vk cm moet op die teikenarea herwin word.

Meteorologiese toestande

- Die verskil tussen die nat- en droëbollesing, soos met 'n swaai-higrometer bepaal word, moet nie 8 °C oorskry nie. Die byvoeging van 'n geskikte teenverdamingsmiddel word aanbeveel indien die VMD van die druppels kleiner as 200 - 250 mikrons is.

NOTAS

- Bome moet gesond, stresvry en gereeld besproei word voor en na toediening.
- Moet nie toedien op gesnoeide bome nie.
- Bome ouer as 15 jaar: Wanneer **CYRUS SC** toegedien word op bome ouer as 15 jaar, kan die plaagbeheer oneweredig wees. Insekskade moet dus verwag word en gewasverliese kan voorkom.
- Toediening deur drup - of mikro-**besproeiingstelsels**: Wanneer **CYRUS SC** deur besproeiingstelsels toegedien word kan plaagbeheer oneweredig wees. Insekskade kan dus verwag word en gewasverliese mag voorkom.

| GEWAS / PLAAG | DOSIS | OPMERKINGS |
|---|-----------------------|--|
| Pampoengewasse Plantluis (Verskeie spp.) | 200 ml / 100 l water | Dien 30 ml van die mengsel per plantgat tydens plant of onmiddellik na plant toe. Bykomende plantluisbespuitings mag later in die seisoen nodig wees as plantluis voorkom. |
| Koolgewasse Koolluis (Brevicoryne brassicae) | 380 ml / 100 l water. | Dien 600 ml van die CYRUS SC-suspensie per polistireen-saailaai as 'n deurdrenking oor die plante toe, nie meer as 24 uur voor uitplanting nie. |

NOTAS:

- Bogenoemde toedieningshoeveelhede word per polistireen-saailaai wat 200 saailinge bevat aanbeveel. Die saailaai waarna verwys word, is dié met 'n standaard buite afmeting van 673 x 342 mm.
- Toedieningshoeveelhede kan proporsioneel verminder word vir saailaai wat minder as 200 saailinge bevat.
- Die mengsel moet deeglik voor en tydens toediening geroer word om 'n eweredige toediening te verseker.

| GEWAS / PLAAG | DOSIS | OPMERKINGS |
|--|--|--|
| Rose: Plantluis (<i>Macrosiphum rosae</i>) en (<i>Metopolophium porosum</i>) | Gronddeurdrenking: 0.5 ml / plant (vir 4 - 6 weke beheer) 1.0 ml / plant (vir seisoenlange beheer) | Dien toe as 'n gronddeurdrenking in die lente of by die eerste tekens van besmetting. Meng 5 ml CYRUS SC met 10 l water en dien 1 l van hierdie mengsel op die grond om die basis van die stam van elke plant toe. Besproei binne 24 uur na toediening. Dien toe as 'n gronddeurdrenking in die lente. Meng 10 ml CYRUS SC met 10 l water en dien 1 l van hierdie mengsel op die grond om die basis van die stam van elke plant toe. Besproei binne 24 uur na toediening. Opvolgtoedienings mag nodig wees, afhangende van die hoeveelheid reënval of besproeiing en grondtipe. |