


# CLARITY

**BEFORE USING THIS PRODUCT, READ THE LABEL CAREFULLY**

GEBRUIKSAANWYSINGS INGESLUIT

Lotnummer  
Datum van vervaardiging

VERWYS NA BESONDERHEDE  
SOOS OP HOUER / SAK GEDRUK

CLARITY
INSECTICIDE


Reg. No. L9128, Act/Wet No. 36 of/van 1947 2:05/12/2016

**A suspension concentrate selective contact and stomach insecticide (moult accelerating compound) for the control of insect pests on the crops as listed.**

**'n Suspensiekonsentraat, selektiewe kontak- en maaginsekoder (vervellingsversnellingsmiddel) vir die beheer van insekplae in die gewasse soos aangedui**


IRAC INSECTICIDE GROUP CODE	18	IRAC INSEKODER GROEPKODE
-----------------------------	----	--------------------------

ACTIVE INGREDIENT / AKTIEWE BESTANDDEEL



Methoxyfenozide (diacylhydrazine)	240 g/ℓ	Metoksiefenosied (diasielhidrasien)
-----------------------------------	---------	-------------------------------------

Registration Holder / Registrasiehouer  
**Meridian Agrochemical Company (Pty.) Ltd. / (Edms.) Bpk.**  
 Reg. No. 2000/010819/07  
 P.O. Box / Posbus 436, Modderfontein, 1645, South Africa / Suid- Afrika





5ℓ



UN Number: NR

CAUTION / VERSIGTIG

**Withholding period:**

**Allow the following minimum number of days between last treatment and harvest:**

Pears.....28 days\*  
Apples.....10 days\*

(\*Alone or in combination with **Vitex 50** (L 9525))

IMPORTANT: Withholding periods above are based on local requirements for residue levels and may differ from other countries to which treated products may be exported.

- Handle with care.
- May cause irritation to eyes
- Toxic to fish and aquatic invertebrates. Do not apply this product directly to open water.
- Store in a cool, dry place away from food and feedstuffs.
- Keep away from children, uninformed persons and animals.
- **CLARITY** has been tested on the most important commercial varieties without any phyto toxic effects. More susceptible cultivars may be released in future which will need to be tested; for this, apply **CLARITY** to a limited test area before commercial applications are made.

**Although this remedy has been extensively tested under a large variety of conditions, the registration holder does not warrant that it will be efficacious under all conditions because the action and effect thereof may be affected by factors such as abnormal climatic and storage conditions, quality of dilution water, compatibility with other substances not indicated on the label and the occurrence of resistance of the pest against the remedy concerned as well as by the method, time and accuracy of the application. The registration holder furthermore does not accept responsibility for damage to crops, vegetation, the environment or harm to man or animal or for lack of performance of the remedy concerned due to failure of the user to follow the label instructions or to the occurrence of conditions which could not have been foreseen in terms of the registration. Consult the supplier in the event of any uncertainty.**

**PRECAUTIONS**

- Use only the original labelled container for storage.
- Avoid contact with eyes, skin and inhalation of spray mist.
- Wear protective clothes and face shield when preparing the spray mixture and during spraying. □ Wash with soap and water immediately after use and accidental skin contact.
- In case of direct eye contact, rinse for at least 15 minutes with clean running water. If irritation continues, seek medical attention.
- Wash contaminated clothing daily.
- Do not eat, drink or smoke while preparing or applying the spray mix.
- Do not eat, drink, smoke or use the toilet before washing face and hands.
- Avoid drift of spray mist onto other crops, grazing, rivers, dams and other areas not under treatment.
- Clean applicators after use and before using other remedies. Dispose of wash water where it will not contaminate crops, pastures, rivers, dams or other water sources.
- Container disposal: Invert the empty container over the spray tank and allow to drain for at least 30 seconds after the flow has slowed to a drip. Rinse the empty container three times with a volume of water equal to a minimum of a third of the container volume. Add rinsings to the contents of the spray tank before destroying the container in the prescribed manner. Destroy empty containers by perforating and flattening before disposal by an approved chemical waste disposal facility or at a licensed landfill site according to local regulations. If recycling, replace cap and take containers to the designated recycling point. Do NOT contaminate rivers by disposal. Opening burning or dumping of the empty container and its contents are prohibited.
- Prevent the contamination of food, feedstuffs, drinking water and eating utensils by handling, storage and disposal.

## INSECTICIDE RESISTANCE MANAGEMENT

For resistance management, **CLARITY** is classified as a diacylhydrazine (group code 18) insecticide. Any insect population may contain individuals naturally resistant to **CLARITY** and other group code 18 insecticides. The resistant individuals can eventually dominate the insect population if these insecticides are used repeatedly. These resistant insects may not be controlled by **CLARITY** or any other group code 18 insecticides. It is recognised that resistance of mites and insects to acaricides and insecticides can also result from enhanced metabolism, reduced penetration or behavioural changes that are not linked to any site of action classification but are specific for individual chemicals or chemical groupings. In spite of this, alteration with compounds from different chemical classes remains a viable anti-resistance management technique.

**CLARITY** is a selective insecticide and only controls the larval stage of insects of the group, Lepidoptera. **CLARITY** used under GAP, does not have a significant impact on certain parasitic or predaceous insects and mites, including ladybirds, lacewings, assassin bugs, predatory mites etc.

### To delay insecticide resistance:

- Avoid exclusive repeated use of insecticides from the same chemical group code.
- Avoid reducing the dosage rates to a value below that recommended on the label.
- Preferably target applications against early instar larvae and eggs of the pest whenever possible.
- Integrate other proven control methods (chemical, cultural, biological) into pest control programmes.
- **CLARITY** should be applied when field scouting indicates that the population density of target pests has reached the economic threshold as described under recommendations.
- If **CLARITY** is tank mixed with an insecticide that reduces the selectivity in preserving beneficial predatory insects, then the full benefit of **CLARITY** to the integrated pest management program may decrease.

### A maximum of 2 sprays per season are allowed for the control of Codling moth and False codling moth in pome fruit.

The best positioning of **CLARITY** applications are at the beginning of peak moth flight, before egg hatch where degree day models are followed (e.g. Codling Moth) or before egg hatch of peak moth flights. This will ensure that the majority of eggs are laid on the treated surfaces and the emerging larvae are exposed to **CLARITY** before any damage is caused.

For specific information on resistance management, contact the registration holder of this product. Since the occurrence of resistance cannot be forecast, users are advised to keep treated plants under close observation. If treatment is not effective following the use of **CLARITY** as recommended, a resistant strain may be present. If a resistant strain is positively identified, consideration should be given to prompt use of an insecticide with a different mode of action for which there is no record of resistance.

## MODE OF ACTION

**CLARITY** is a molting acceleration product and is effective mainly upon ingestion with minimal contact effect on the egg to L2 larval stages for the control Codling moth (*Cydia pomonella*). Methoxyfenozide mimics the activity of the molting hormone of *lepidopterous* larvae in the L1-L2 stages, and is different from other insect growth regulators such as chitin-biosynthesis-inhibitors or juvenile-hormone mimic products. Following ingestion, the larval stages of the order *Lepidoptera* undergo an incomplete and lethal premature molt. After ingestion, larvae cease feeding within 4-8 hours and subsequently die as a result of their inability to feed and complete the molting process.

Therefore, this mode of action requires thorough spray coverage of the plant surface with **CLARITY**.

## USE RESTRICTIONS

- Do not apply **CLARITY** to any crop or situation not mentioned in this instruction leaflet.
- Only apply **CLARITY** using an accurate and safe application technique.

- If **CLARITY** is used in a tank mix with other recommended products, consideration should be given to the restrictions of those respective products.
- Do not apply this product in combination or tank mixture with any other product or agricultural remedy which is not specifically listed on this label. Meridian Agrochemical Company (Pty) Ltd accepts no responsibility for any negative effects experienced if the instructions on this label are not adhered to, unless a Meridian representative was consulted beforehand.

## **DIRECTIONS FOR USE**

**Use only as directed.**

**CLARITY** is a suspension concentrate which should be mixed with water and applied as a foliar spray using ground equipment that is equipped for conventional insecticide application.

pH: **CLARITY** is stable in a water suspension with a pH of 4-9

## **MIXING INSTRUCTIONS:**

### **MIXING CLARITY ALONE:**

Fill the spray tank to about half the total spray volume required using clean water. Start agitation and add the required amount of **CLARITY** to the spray water in the tank while filling and mixing is continued. After the spray tank is filled and during the spraying, the mixture should be constantly agitated until the spray tank is empty. If spraying is interrupted, the spray mixture in the tank should be agitated properly before spraying is commenced. Do not allow water or spray mixture to siphon back into the water source.

**Constant continuous, vigorous agitation during mixing, filling and application for all tank mixes is essential.** Back flow sparger pipe agitators at the bottom of the spray tank usually provide the most effective agitation within spray tanks. In order to prevent foaming in the spray tank, avoid mixing air into the spray mixture.

## **COMPATIBILITY**

The compatibility of **CLARITY** with other products depends on the formulations of the respective products as well as the quality of the spray water to be used. As formulations change from time to time it is recommended that a physical compatibility test be done prior to the tank mixture being made. Do not make tank mixtures with other agricultural remedies or foliar feed products without first ensuring that no reduction in efficacy or crop damage will result. When mixing **CLARITY** with other products, follow all label instructions carefully. **CLARITY** is compatible with **Vitex 50** (L 9525) and most other most fungicides and insecticides normally used on apples or pears.

**If foliar fertilisers** are used, repeat the compatibility test with each batch of fertiliser using the mixing water source.

## **MIXING ORDER FOR TANK MIXES:**

Fill the spray tank to approximately one quarter of the total spray volume required using clean water. Thereafter, start agitation and add different formulation types in the order indicated below. Allow time for complete mixing and dispersion after addition of each product. Also allow extra mixing and dispersion time for Dispersible granule flowable (WG) products. Add the different formulation types in the order as follows:

1. Water dispersible granules. (After pre-mixing with water)
2. Wettable powders. (After pre-mixing with water)
3. **CLARITY** and other aqueous suspensions.  
*Maintain constant agitation and fill spray tank to three-quarters of total spray volume. Then add the following:*
4. Emulsifiable concentrates.
5. Foliar Fertilizers.
6. Continue filling the spray tank to the required volume whilst maintaining constant agitation during mixing, final filling and throughout application. If spraying and agitation is interrupted

before the spray tank is empty, settled materials must be re-suspended before spraying is continued. A back flow sparger agitator at the bottom of the tank can be used for this purpose.

**Premixing:**

Pre-mixed slurries of wettable powder (WP) and water dispersible granule (WG) formulations may be pre-mixed with water and then added to the spray tank through a 20 - 35 mesh screen. This method ensures good initial dispersion of these formulation types.

**APPLICATION METHODS**

Ensure that the equipment is correctly calibrated and is checked regularly during application to ensure even and accurate application. **Constant agitation throughout the spray operation is essential.** The following recommendations are provided for effective application of **CLARITY**. In order to ensure adequate spray coverage, attention should be paid to ground speed and calibration, wind speed, and foliar canopy.

**APPLICATION FOR FRUIT TREE CROPS**

**CLARITY** should be applied with conventional orchard spray equipment to ensure thorough coverage of the target crop and the correct rate per ha.

**CLARITY** should be sprayed as a high volume (HV) application. The rate per ha should preferably be calculated according to the formula for HVR, using “*Unrath’s Formula*” for “*Tree Row Volume*” (TRV).

$$TRV \times 937 = \frac{\text{Tree Height (TH)} \times \text{Tree Width (TW)} \times 937}{\text{Distance between Rows (RW)}} = \text{HVR in liters per ha}$$

\*(Tree height and tree width should be measured during summer when trees are in full flush)

Directions for Application Volumes (AV) at different growth stages and calculation of the rate per ha, based on High Volume Requirements (HVR)

<b>Growth Stage</b>	<b>Application Volume</b>
Bud Break to Full Blossom	60 % x HVR
75 % Petal Fall to One Month Later (Mid Season)	80 % x HVR
Mid Season to Post Harvest, Before Leaf Drop	100 % x HVR

$$\text{Rate per ha} = \frac{\text{HVR in } \ell / \text{ha} \times \text{Rate per 100 } \ell}{100}$$

## RECOMMENDATIONS

CROP / PEST	DOSAGE RATE OF CLARITY / 100 ℓ WATER	REMARKS
<p>APPLES AND PEARS Codling Moth (<i>Cydia pomonella</i>)</p>	<p>60 mℓ /100 ℓ  or more preferably  60 mℓ CLARITY /100 ℓ + 20g Vitex 50</p>	<p>Apply CLARITY as a high volume, full cover application. Ensure thorough coverage. Start applications of CLARITY at the beginning of a moth generation, or in the case of the first generation, at ¼ petal fall and repeat at 14 day intervals for a maximum of 2 consecutive applications. In order to comply with resistance management strategies, other registered products should be used for the treatment of the other two generations. In order to comply with resistance management strategies, CLARITY should not be applied more than two (2) times per season on any Apple or Pear orchard.</p> <p>If CLARITY is applied for the control of the last generation of the season, then a product with a different mode of action must be used for control of the first generation in the following season.</p> <p>Although CLARITY can be used on any generation of Codling moth, the positioning of CLARITY will be determined by the specific control strategy that is followed. Although not necessarily, as a general guide CLARITY may be considered for use in the 2nd generation.</p>

### Effects on beneficial organisms:

Bees and young bees – relatively harmless.  
Parasitoids-relatively harmless.  
Predatory Insects and mites-relatively harmless.

### ACKNOWLEDGEMENT OF TRADEMARKS

Vitex 50 (L 9525) Meridian Agrochemical Company (Pty) Ltd

### Onthoudingsperiode:

**Laat die volgende minimum aantal dae tussen laaste toediening en oes:**

Pere..... 28 dae \*

Appels ..... 28 dae \*

(\* Alleen of in kombinasie met Vitex 5WG (registrasie hangende)

**BELANGRIK:** Bogenoemde onthoudingsperiodes is gebaseer op plaaslike vereistes vir residuvlakke en mag verskil van ander lande waarheen behandelde produkte moontlik uitgevoer mag word.

- Hanteer versigtig.
- Mag oog irritasie veroorsaak.
- Giftig vir visse en ander waterorganismes. Moet nie hierdie produk oor oop waterbronne toedien nie.
- Berg in 'n koel, droë plek weg van voedsel en voer.
- Hou buite bereik van kinders, oningeligte persone en diere.
- **CLARITY** is getoets op die belangrikste kommersiële kultivars sonder enige nadelige effekte. Meer vatbare kultivars kan in die toekoms aangeplant word; in hierdie instansie dien **CLARITY** toe op 'n beperkte toets-area voordat groot areas behandel word.

**Alhoewel hierdie middel omvattend onder 'n groot verskeidenheid toestande getoets is, waarborg die registrasiehouer nie dat dit onder alle toestande doeltreffend sal wees nie, aangesien die werking en effek daarvan beïnvloed kan word deur faktore soos abnormale klimaats-en bergingstoestande, kwaliteit van verdunningswater, verenigbaarheid met ander stowwe wat nie op die etiket aangedui is nie en die voorkoms van weerstand van die plaag teen die betrokke middel sowel as die metode, tyd en akkuraatheid van toediening. Verder aanvaar die registrasiehouer nie verantwoordelikheid vir skade aan gewasse, plantegroei, die omgewing of vir nadelige effek op mens of dier of vir 'n gebrek aan prestasie van die betrokke middel as gevolg van die versuim van die gebruiker om die etiketaanwysings na te kom of om die etiketaanwysings na**

## VOORSORGMATREËLS

- Gebruik slegs die oorspronklike ge-etiketeerde houer vir berging
- Vermy kontak met oë, vel en inaseming van die spuitnewel.
- Dra beskermende klere en gesigskerm wanneer die spuitmengsel voorberei word vir - en tydens toediening.
- Was met seep en water onmiddellik na gebruik en na toevallige velkontak.
- In die geval van direkte oogkontak, spoel vir ten minste 15 minute uit met skoon lopende water. Indien irritasie voortduur, kry mediese hulp.
- Was besoedelde klere daagliks.
- Moet nie eet, drink of rook terwyl gemeng of toedien word nie.
- Moet nie eet, drink, rook of die toilet gebruik voordat hande en gesig gewas word.
- Vermy wegdrywing van die spuitnewel na ander gewasse, weiding, riviere, damme en ander gebiede wat nie onder behandeling is nie.
- Maak toerusting skoon na gebruik en voordat dit vir ander middels gebruik word. Gooi spoelwater weg waar dit nie gewasse, weiding, riviere, damme of enige ander waterbronne sal besoedel nie.
- Ledig houers deur dit vir ongeveer 30 sekondes omgekeer te hou totdat die uitvloeï van die inhoud tot 'n stadige drup verlangsaam. Spoel die leë houer daarna drie maal uit met 'n volume water gelykstaande aan 'n minimum van 10% van die volume van die houer. Gooi die spoelwater by die inhoud van die spuittenk voordat die houer op die voorgeskrewe wyse vernietig word.
- Vernietig die leë houer deur gate in te kap en plat te slaan en te begrawe op 'n veilige manier. Moenie die leë houer vir enige ander doel gebruik nie.
- Voorkom die besoedeling van voedsel, voer, drinkwater en eetgerei tydens hantering, opberging en wegdoening.

## WEERSTANDBESTUUR VAN INSEKMIDDELS

Vir weerstandbestuur, is **CLARITY** 'n diacylhydrazine (groepkode 18) insekdoder. Enige populasie van 'n spesifieke insek mag individue insluit wat 'n natuurlike weerstand teen **CLARITY** en enige ander groepkode 18 insekdoder het. Indien hierdie insekdoders herhaaldelik aangewend word, kan die weerstandbiedende individue uiteindelik die insekpopulasie oorheers. Hierdie weerstandbiedende insekte sal waarskynlik nie deur **CLARITY** of enige ander groepkode 18 insekdoder beheer word nie. Dit is bekend dat weerstand van myte en insekte teen mytdoders en insekdoders ook kan ontstaan as gevolg van verhoogde metabolisme, verlaagde penetrasie of veranderde gedragspatroon. Hierdie tipe weerstand hou nie verband met enige werkingswyse-klassifikasie nie, maar sal spesifiek wees tot 'n bepaalde middle of chemiese groepering. Ten spyte van hierdie, verandering met verbindings tussen verskillende chemiese groepe steeds 'n lewensvatbare anti-weerstand bestuur tegniek. **CLARITY** is 'n selektiewe insekdoder en beheer slegs die larwale stadium van insekte van die groep, Lepidoptera. Wanneer **CLARITY**, binne GLP riglyne aangewend word, het dit geen beduidende nadelige invloed op parasitiese en predatoriese insekte en myte, met inbegrip van skilpadkewers, goudgies, roofwantse, predatoriese myte, ens.

### Om weerstand teen insekdoders te vertraag:

- Vermy die eksklusiewe herhaaldelike gebruik van insekdoders van dieselfde chemiese groep kode.
- Moenie insekdoders teen 'n laer dosis, as wat op hierdie etiket voorgeskryf word, aanwend nie
- Rig toedienings verkieslik en waar enigsins moontlik, teen die jonger larwale –of die eierstadium van 'n betrokke plaag.

- Integreer ander beheermaatreëls (chemies, verbouing, biologies) in insekdoderprogramme.
- **CLARITY** moet toegedien word wanneer die veld erkende verkenningmetodes aantoon dat die bevolkingsdigtheid van teiken plaë die ekonomiese drempelwaarde bereik soos beskryf onder aanbevelings.
- Indien **CLARITY** met ander insekdoders gemeng word, wat die selektiwiteit van **CLARITY** ten opsigte van die voordelige insekte benadeel, sal die voordeel van **CLARITY** in die geïntegreerde plaagbestuurprogram nie ten volle benut kan word nie.

Vir spesifieke inligting oor weerstandsbestuur kontak die registrasiehouer van hierdie produk. Aangesien die voorkoms van weerstand nie voorspel kan word nie, word gebruikers aangeraai om behandelde gewasse onder streng observasie te hou. Indien die behandeling nie doeltreffend is nie as gevolg van die gebruik van **CLARITY** soos aanbeveel, mag 'n weerstandbiedende ras teenwoordig wees. As 'n weerstandbiedende ras positief geïdentifiseer word, moet oorweging daaraan geskenk word om die vinnige gebruik van 'n insekdoder met 'n ander modus van aksie, waarvoor daar geen rekord van weerstand teen die betrokke insekdodoer is nie.

#### **WERKINGSWYSE:**

**CLARITY** is 'n vervellingsversnellingsmiddel en is hoofsaaklik op die inname met geringe kontakwerking op die eier tot L2 larwale stadiums vir die beheer van Kodlingmot (*Cydia pomonella*). Die aktiewe bestanddeel methoxyfenozide is 'n mimiek van die vervellingshormoon van lepidoptera larwes in die L1-L2 stadiums. Die uitwerking op larwes is vinnig en verskil van ander insek - groeireguleerders soos chitien-biosintese-inhibeerders of jonghormoon-mimiek-middels. Die versnelde vervellingsproses begin feitlik onmiddelik na inname en larwes hou binne 4-8 ure na inname op met voed. Die larwes vrek deurdat hul vermoë om te voed belemmer word en hul nie die vervellingsproses kan voltooi nie.

Daarom, hierdie werkingswyse vereis dus 'n deeglike bedekking van die plantoppervlak met **CLARITY**.

#### **GEBRUIKSAANWYSINGS:**

**Gebruik slegs soos aangedui.**

**CLARITY** is 'n suspensie konsentraat wat vooraf met water gemeng en toegedien moet word as 'n blaarbespuiting met grondtoerusting wat vir konvensionele insekdoderbespuitings toegerus is.

pH: **CLARITY** is stabiel in 'n watersuspensie met 'n pH van 4-9

#### **MENGINSTRUKSIES:**

##### **VERMENGING CLARITY ALLEEN:**

Vul die spuittenk tot ongeveer die helfte van die totale volume spuitwater verlang. Gebruik slegs skoon water. Voeg die verlangde hoeveelheid **CLARITY** in die spuittenk terwyl die water aanhoudend geroer word en vul die tenk verder aan tot die verlangde volume. Handhaaf roering gedurende bespuiting om univorme verspreiding van die middel in die tenk te verseker. Vermoë die terugvloei van water of spuitmengsel na die waterbron.

**In die geval van tenkmengsels word hewige en deurlopende roering tydens vermenging, vulling en toediening vereis.** Terugvloei-pype met sywaartse uitlate op die bodem van die spuittenk, verskaf normaalweg die mees doeltreffendste roering. Om die vorming van skuim te beperk, moet enige aksie wat die vermenging van lug met die spuitmengsel veroorsaak, voorkom word.

##### **VERENIGBAARHEID**

Die verenigbaarheid van **CLARITY** met ander produkte hang af van die formulering van die betrokke produkte asook die kwaliteit van die spuitwater. As gevolg van die veranderinge in formulering, is dit aanbeveel dat 'n fisiese verenigbaarheidstoets uitgevoer word voor die tenkmengsel gemaak word. Moet nie- tenkmengsels met ander landboumiddels of blaarvoedingsprodukte maak sonder om eers te verseker dat daar geen verlaging in effektiwiteit of gewasskade tot gevolg sal hê nie. Wanneer **CLARITY** met ander produkte gemeng is, volg alle etiket instruksies noukeurig deur. **CLARITY** is verenigbaar met Vitex 5WG (registrasie hangende) en die meeste van di ander die swamdoders en insekdoders wat normaalweg op appels of pere gebruik is.



In die geval van blaarvoedings, moet 'n afsonderlike verenigbaarheidstoets vir elke lot, in die betrokke water gedoen word.

### MENGVOLGORDE VIR TENKMENGSELS

Vul die spuittenk tot ongeveer 1/4 van die totale volume 'spuitwater benodig' verlang. Gebruik slegs skoon water. Terwyl die Inhoud van die spuittenk geroer word, voeg die benodigde hoeveelheid van verskillende formulasiesoorte in volgorde soos hieronder genoem, by die spuitwater in die tenk. Na byvoeging van elke produk, laat voldoende tyd vir volledige vermenging en verspreiding toe, voordat die volgende produk bygevoeg word. Laat addisionele meng- en dispergeringstyd vir Waterdispergeerbare produkte toe

Meng verskillende formulاسie in volgende volgorde:

1. Water disperseerbare korrels. (Na vooraf vermenging met water)
2. Benatbare poeiers. (Na vooraf vermenging met water)
3. **CLARITY** en ander watersuspensies.  
*Terwyl voortdurend geroer word, vul die spuittenk tot driekwart van die totale volume verlang en voeg dan die ander formulasies soos volg by:*
4. Emulgeerbare konsentre.
5. Blaarvoedings.
6. Terwyl deurlopend geroer word, vul die spuittenk tot die verlangde volume. Hou die Inhoud van die tenk in roering vir die volle duur van vermenging en bespuiting. In die geval van 'n spuitonderbreking terwyl die tenk nog nie leeg is nie, moet die spuitmengsel eers weer deur deeglike roering in suspensie gebring word. 'n Terugvloei pyp met sywaartse uitlate op die bodem van die spuittenk is baie geskik vir hierdie doel.

### Voorafvermenging

Benatbare poeier (WP) en Waterdispergeerbare korrel (WG) formulasies kan vooraf met water in 'n pasta gemeng word en deur 'n 20 - 35 maas sif, by die spuittenk gevoeg word. Hierdie prosedure verleen sodoende 'n goeie aanvanklike dispergering van die formulاسie soorte.

### TOEDIENING

**Maak seker dat die spuittoerusting korrek gekalibreer is en gereeld gedurende toediening nagegaan word ten einde egalige en akkurate toediening te verseker. Konstante roering deur die hele spuitoperasie is noodsaaklik.** Die volgende aanbevelings word verskaf vir 'n doeltreffende toepassing van **CLARITY**. Om goeie bedekking van die gewas, moet die volgende faktore in aanmerking geneem word: Grondspoed en kalibrاسie, windspoed, plantgrootte en digtheid van die blaredek.

### TOEDIENING OP VRUGTEBOME

**CLARITY** moet toegepas word met konvensionele boordspuit toerusting wat op korrekte wyse gekalibreer is om deeglike bedekking van die teikengewas en die korrekte dosis per ha te verseker.

**CLARITY** moet teen 'n hoë volume (HV) toegedien word. Die dosis per ha moet verkieslik volgens die formule vir HVB bereken word, deur van "Unrath se formule" vir "Boomry Volume "(BRV) gebruik te maak.

$$BRV \times 937 = \frac{\text{Boomhoogte (BH)} * \text{Boomwydte (BW)} * \text{937}}{\text{Afstand tussen Rye (RW)}} = \text{HVB in liters per ha}$$

\* (Boomhoogte en Boomwydte moet gedurende die somer, wanneer bome in volblad is, bepaal word.)

Voorgestelde toedieningsvolumes (TV) by verskillende groeistadiums en die formule vir die berekening van dosis per ha, gebaseer op Hoëvolume Behoeftes (HVB)

Groeistadium	Toedieningsvolume
Bot tot Volblom	60% x HVB
75% blomblaarval tot Een Maand Later (Midseisoen)	80% x HVB
Midseisoen tot Na-oes, Voor Blaarval	100% x HVB

$$\text{Dosis per ha} = \frac{\text{HVB in } \ell / \text{ha} \times \text{Dosis per } 100 \ell}{100}$$

#### AANBEVELINGS

GEWAS /PLAAG	DOSIS VAN CLARITY / 100 ℓ WATER	REMARKS
<b>APPELS AND PERES</b> Kodling Mot <i>(Cydia pomonella)</i>	60 m ℓ /100 ℓ  Of meer verkieslik  60m ℓ <b>CLARITY</b> /100 ℓ + 20g <b>Vitex 5WG</b> (registrasie hangende)	Dien <b>CLARITY</b> as 'n hoë volume, volle dekbepuiting toe. Verseker goeie bedekking.  Toedienings van <b>CLARITY</b> moet aan die begin van 'n mot generasie, of in die geval van die eerste generasie, by ¼ blomblaarval in aanvang neem en daarna met 14 dae intervalle, tot 'n maksimum van 4 opeenvolgende toedienings, herhaal word. Om te voldoen aan die weerstandsbestuurstrategie moet geregistreerde middels met 'n ander werkingswyse vir die behandeling van die ander twee generasies gebruik word. Indien <b>CLARITY</b> vir die beheer van die laaste generasie van die seisoen aangewend word, moet 'n middel met 'n ander werkingswyse vir die beheer van die eerste generasie in die daaropvolgende seisoen gebruik word. Alhoewel <b>CLARITY</b> op enige generasie van Kodlingmot aangewend kan word, sal die posisionering van <b>CLARITY</b> in 'n spuitprogram bepaal word deur die spesifieke beheerstrategie wat gevolg word. Alhoewel nie noodwendig nie, kan die oorweging van <b>CLARITY</b> gedurende die tweede generasie as algemene riglyn dien.

#### Uitwerking daarvan op voordelige organismes:

Bye en jong bye - relatief skadeloos;  
 Parasiete- relatief skadeloos;  
 Predatoriese insekte en myte- relatief skadeloos.