

TROOPER SL

BEFORE USING THIS PRODUCT, READ THE LABEL CAREFULLY


VERWYS NA BESONDERHEDE SOOS OP HOUER / SAK GEDRUK

GEBRUIKSAANWYSINGS INGESLUIT

Lotnummer
Datum van vervaardiging

TROOPER SL

HERBICIDE



Reg. No. L6806, Act/Wet No. 36 of/van 1947
1:06/07/2009

A systemic, water soluble concentrate herbicide for the selective control of various weeds in maize, sugarcane, grass pastures and turf as well in winter planted dryland wheat and irrigated wheat in the Summer Rainfall Region.

***n Sistemiese, wateroplosbare konsentraat onkruidoder vir die selektiewe beheer van verskeie onkruid in mielies, suikerriet, grasweidings en grasperke, asook winter aangeplante droëland koring en besproeiingskoring in die Sommerreënvalstreek.**


HRAC HERBICIDE GROUP CODE	O; O	HRAC ONKRUIDODERGROEPKODE
ACTIVE INGREDIENT / AKTIEWE BESTANDDEEL		
Dicamba (benzoic compound)	80 g ae/l (*APM salt)	Dikamba (bensoëverbinding)
2,4-D (phenoxy compound)	240 g ae/l (APM salt)	2,4-D (fenoksieverbinding)

*Aminopropylmorpholine salt
Aminopropielmorfolienesout


Registration Holder / Registrasiehouer
Meridian Agrochemical Company (Pty.) Ltd. / (Edms.) Bpk.
Reg. No. 2000/010819/07
P.O. Box / Posbus 436, Modderfontein, 1645, South Africa / Suid-Afrika


20L


UN Number: 3082



HARMFUL / SKADELIK







WARNINGS

- Allow 7 days between last application and grazing of treated areas.
- Poisonous if swallowed.
- May cause skin and eye irritation.
- Store in a cool place.
- Store away from food, feed, fertilizer and other agricultural products.
- Keep out of reach of children, uninformed persons and animals.
- Toxic to fish.
- Avoid spraying under cold conditions.
- **Aerial application:** Notify all inhabitants in the immediate vicinity of the areas to be sprayed and issue the necessary warnings. Do not spray over or allow drift to contaminate water or adjacent areas.

Although this remedy has been extensively tested under a large variety of conditions, the registration holder does not warrant that it will be effective under all conditions. The activity and effect thereof may be affected by factors such as abnormal climatic and storage conditions, quality of dilution water, compatibility with other substances not indicated on the label and the occurrence of resistance of the pest, pathogen or weed against the remedy, as well as by the method, time and accuracy of application. The registration holder furthermore does not accept responsibility for damage to crops, vegetation, the environment or harm to man or animal, or for lack of performance of the remedy concerned due to failure by the user to follow the label instructions, or to the occurrence of conditions which could not have been foreseen in terms of the registration. Consult the supplier in the event of any uncertainty.

PRECAUTIONS

- Do not inhale fumes or spray mist.
- Avoid skin and eye contact by wearing protective clothing when mixing the product.
- Wash with soap and water after use and accidental skin contact as well as contaminated clothing.
- Do not eat, drink or smoke while mixing or applying the product or before washing hands and face.
- Avoid drift of spray onto other crops, grazing, rivers, dams and areas not under treatment.
- Prevent contamination of food, feeds, drinking water and eating utensils.
- Rinse empty container three times with a volume of water equal to a minimum of 10% of that of the container. Add the rinsate to the contents of the spray tank before destroying the container.
- Destroy empty container by perforation and flattening.
- Do not use the empty container for any other purpose.
- Clean applicator thoroughly after use using a household ammonia solution (1%) before using with other materials. Allow solution to stand for several hours (preferably overnight). Dispose of rinsate where it will not contaminate crops, grazing, rivers, dams and boreholes.

USE RESTRICTIONS

- Between application of **TROOPER SL** and planting of follow-up broadleaf crops, a waiting period of 28 days should be observed.
- Only apply **TROOPER SL** using an accurate and safe application technique.
- **TROOPER SL** is not recommended for use on seed maize, sweet corn, popcorn and other exotic cultivars.
- **Hormone Type Herbicide:** To prevent damage, do not permit drift, vapour or spray mist to come into contact with sensitive broadleaf crops, fruit or ornamentals. Apply the product strictly in accordance with the application directions.
- Do not apply **TROOPER SL** to any crop or situation not mentioned on this instruction leaflet.

THE WIND SPEED AND DIRECTION AT THE TIME OF APPLICATION DETERMINE THE DISTANCE WHICH MUST SEPARATE THE EDGE OF THE AREA TO BE SPRAYED FROM SUSCEPTIBLE CROPS

WIND SPEED km/h	AERIAL APPLICATION	GROUND APPLICATION
1.5 – 5	800 m downwind 800 m crosswind 15 m upwind	200 m downwind 200 m crosswind 6 m upwind
5 – 10	1 600 m downwind 800 m crosswind 15 m upwind	400 m downwind 200 m crosswind 1,5 m upwind
10 – 15	3 200 m downwind 800 m crosswind 15 m upwind	800 m downwind 400 m crosswind 1,5 m upwind
Above 15	Prohibited	Prohibited

DIRECTIONS FOR USE

Use only as directed.

MIXING INSTRUCTIONS

Half-fill the spray tank with suitable water, then add the required amount of **TROOPER SL** to the water in the tank while agitating. Fill the spray tank to the desired volume. Agitate well to ensure thorough mixing, before the spray mixture is applied. When applying **TROOPER SL** in combination with either atrazine, bromoxynil or diuron, the partner product should be added to the spray water prior to the **TROOPER SL**. When **TROOPER SL** is mixed with atrazine, bromoxynil or diuron, consideration must be given to the recommendations and restrictions of these respective products. **Tank mixtures must be sprayed out immediately and not allowed to stand in the spray tank overnight.**

COMPATIBILITY

The compatibility of **TROOPER SL** with other products depends on the formulations of the respective products as well as the quality of the spray water to be used. As formulations change from time to time it is recommended that a physical compatibility test be done prior to the tank mixture being made. **Trooper SL** is compatible with Ametryn, atrazine, bromoxynil and diuron.

APPLICATION METHODS

Ensure that the equipment is correctly calibrated and is checked regularly during application to ensure even and accurate application. **Constant agitation throughout the spray operation is essential. Only clean water should be used.**

Ground application

- Knapsack sprayers or tractor mounted boom sprayers may be used.
- A spray volume in excess of 150 l /ha must be used and can be applied via low pressure flat fan type nozzles, preferably the low drift type to avoid fine droplets.
- Do not exceed a spray pressure of 2 bar.
- Do not exceed spray height of 50 cm above the target and ground speed of 10 km/h.
- Do not apply if wind velocity exceeds 15 km/h (as measured by hand held wind recorder).
- The difference between the wet and dry bulb readings on a whirling hygrometer must not exceed 8°C.

Aerial application

TROOPER SL may be applied aerially on wheat, provided that the spray mixture is distributed evenly over the target area and the loss of spray material during application is restricted to a minimum. **Obtain assurance from the aerial spray operator that the following requirements will be met before the product is applied by air:**

- Do not apply **TROOPER SL** or mixtures thereof by air to any crop other than wheat. Aerial spraying must be done by specialist applicators in compliance with requirements of Act 36 of 1947. **Do not apply this product by air in Kwa-Zulu Natal.**
- Apply before the crop becomes too dense, which will prevent proper coverage of the weeds.
- A minimum spray volume of 30 l /ha must be applied.

- Use a conventional boom and nozzles equipped with flat fan tips e.g. SS 6515 or similar.
- A minimum of 30 – 45 droplets per cm² must be recovered on the target area.
- The CV for droplet distribution must not exceed 40%.
- Employ a droplet spectrum with a VMD of 450 micron.
- Maintain a flying height of 3 metres above the target area at wind speeds of 0 – 8 km/h and a flying height of 2 metres at wind speeds of 8 – 15 km/h. Do not spray when the wind speed exceeds 15 km/h.
- The difference between the wet and dry bulb readings as determined by whirling hygrometer must not exceed 8° C.
- Do not spray during the heat of the day.
- Ensure that fields are accurately marked.

RECOMMENDATIONS

SITUATION	APPLICATION RATE/ha	REMARKS
Maize	0.5 l TROOPER SL + 2.0 l Atrazine 500 SC or 1.1 kg Atrazine 900 WG + 100 – 200 ml Partner per 100 litre spray mixture	Apply from full emergence of the maize crop until a height of 30 cm has been reached. Where the maize crop exceeds 30 cm in height, drop arms should be used to direct the spray beneath the leaf canopy of the maize. Ensure in all cases that the spray cloud reaches the target. Spray when weeds are in the 3 – 6 leaf stage.

REMARKS

- Spraying should be carried out when the crop is in a suitable stage of development as indicated.
- Do not spray **TROOPER SL** + atrazine once the crop reaches a height of 800 mm (approximately 20 days before tassel emergence).
- For best performance apply when weeds are still small (less than 75 mm or rosettes of 150 mm diameter) and actively growing. Rosettes of *Tribulus terrestris* should not exceed 50 mm diameter.

SITUATION	APPLICATION RATE/ha	REMARKS
Sugar cane (Plant and ratoon)	2.5 l TROOPER SL + 100 – 200 ml Partner per 100 litre spray mixture	Post-emergence broadleaf weed control. Can be applied as either an over the top or as a directed interrow spray. Apply to weeds less than 10 cm in height.
	2.0 l TROOPER SL + 2.5 l /ha Diuron 800 + 100 – 200 ml Partner per 100 litre spray mixture	Post-emergence weed control with long term residual control. Can be applied as either an over the top or as a directed interrow spray. Apply to broadleaf weeds less than 10 cm in height and grasses up to the 3 leaf stage.

REMARKS

- Best results will be obtained with **TROOPER SL** alone or in mixture with diuron when growing conditions are ideal and weeds are young and actively growing.

SITUATION	APPLICATION RATE/ha	REMARKS
WHEAT Ground application Winter rainfall region	1.0 l – 1.25 l TROOPER SL + 100 – 200 ml Partner per 100 litre spray mixture	Apply between growth stages 7 and 13 according to the list of growth stages for wheat drawn up by the ARC – Small Grain Institute. The weeds should not have developed beyond the 6 leaf stage, and should be actively growing.
	1.25 l Trooper SL + 100 – 200 ml Partner per 100 litre spray mixture	Apply between growth stages 7 and 13 according to the list of growth stages for wheat drawn up by the ARC – Small Grain Institute. The weeds should not have developed beyond the 6 leaf stage, and should be actively growing.
WHEAT Aerial application Winter and summer rainfall regions (dryland)	1.25 l – 1.50 l TROOPER SL + 150 – 250 ml Partner per 100 litre spray mixture	Apply between growth stages 7 and 13 according to the list of growth stages for wheat drawn up by the ARC – Small Grain Institute. Use the higher TROOPER SL rate for severe weed infestations and/or later growth stages. (NB: Weeds must be growing actively) Use the higher Partner rate where less favourable conditions prevail.
	0.5 l – 0.75 l TROOPER SL + 1.5 l Campatop 225 EC	Apply between growth stages 7 and 13 according to the list of growth stages for wheat drawn up by the ARC – Small Grain Institute. Weeds should not have developed beyond the 3 – 6 leaf stage. Weeds should not be under drought stress and should be actively growing.

REMARKS

- Apply **TROOPER SL** or tank mixture of **TROOPER SL** with bromoxynil only when the crop is in the correct stage of development as indicated.
- Under certain conditions **TROOPER SL** may cause a prostrate growth habit of wheat stems soon after treatment. This effect will be temporary and the plants will recover completely.

SITUATION	APPLICATION RATE/ha	REMARKS
Grass pastures	2.5 l – 5.0 l TROOPER SL + 100 – 200 ml Partner per 100 litre spray mixture	Apply after the grass has become established. A follow-up spot application may be necessary where good coverage was not obtained. An application of a nitrogenous fertiliser 2 – 3 weeks prior to application is recommended.

REMARKS

- Ensure good spray coverage of target weeds, especially when pasture grasses are a tall growing variety.

SITUATION	APPLICATION RATE/ha	REMARKS
Lawns and Turf	6.0 ℓ TROOPER SL + 1.0 ℓ Power-up or 100 – 200 ml Partner per 100 litres water	For the control of most annual and perennial broadleaf weeds and the suppression of yellow nutsedge.

REMARKS

- **TROOPER SL** may be safely used to control emerged weeds most turf grass varieties, provided it is well established.
- Under certain conditions the grass may become discoloured. This should disappear after one or two mowings.
- Ideally, mowing should not take place 5 – 7 days prior to application, in order to allow for adequate broadleaf weed development.
- Do not mow within 3 days after application in order to permit maximum uptake of the herbicide.
- Treat weeds in the earliest stage of development. Poor control may be obtained if weeds are mature or growing under unfavourable conditions.
- Do not apply to turf grass under stress or adverse weather conditions such as heat, cold, drought or excessive rain.
- Rain within 2 hours of application may diminish the effect.
- Irrigation is best delayed until the day following application.
- **TROOPER SL** should not be used on bowling or putting greens.

WEEDS CONTROLLED BY TROOPER SL AND COMBINATIONS:

MAIZE

0.5 ℓ / ha TROOPER SL + 2.0 ℓ / ha Atrazine 500 SC:

<i>Amaranthus hybridus</i>	Common pigweed
<i>Amaranthus deflexus</i>	Perennial pigweed
<i>Amaranthus thunbergii</i>	Red pigweed
<i>Bidens bipinnata</i>	Spanish blackjack
<i>Bidens pilosa</i>	Blackjack
<i>Chenopodium album</i>	White goosefoot
<i>Citrillus lanatus</i>	Wild watermelon
<i>Cleome monophylla</i>	Spindlepod
<i>Commelina benghalensis</i>	Bengal wandering jew
<i>Conyza bonariensis</i>	Fleabane
<i>Datura stramonium</i>	Thorn apple
<i>Datura ferox</i>	Large thorn apple
<i>Ipomoea purpurea</i>	Common morning glory
<i>Nicandra physaloides</i>	Apple of Peru
<i>Physalis angulata</i>	Wild gooseberry
<i>Portulaca oleracea</i>	Purslane
<i>Schkuhria pinnata</i>	Dwarf marigold
<i>Tagetes minuta</i>	Khaki weed
<i>Xanthium strumarium</i>	Cocklebur

SUGARCANE

2.5 ℓ / ha TROOPER SL alone:

<i>Amaranthus hybridus</i>	Common pigweed
<i>Bidens pilosa</i>	Blackjack
<i>Bidens bipinnata</i>	Spanish blackjack
<i>Capsella bursa-pastoris</i>	Shepherd's purse
<i>Chenopodium album</i>	White goosefoot
<i>Conyza sumatrensis</i>	Tall fleabane

Coronopus didymus
Datura stramonium
Galinsoga parviflora
Nicandra physaloides
Solanum nigrum (complex)
Tagetes minuta

Swine cress
Thorn apple
Gallant soldier
Apple of Peru
Nightshade
Khaki weed

With the addition of 2.5 ℓ / ha diuron:

Ageratum conyzoides
Hypochoeris radicata
Parthenium hysterophorus
Tagetes minuta

Invading ageratum
Hairy wild lettuce
Parthenium
Khaki weed

Variable control or suppression of the following weeds will be obtained using a tank mixture of TROOPER SL and diuron:

Panicum maximum
Cyperus esculentus
Cyperus rotundus

Guinea grass
Yellow nutsedge
Purple nutsedge

WHEAT

1.0 – 1.25 ℓ / ha TROOPER SL

Emex australis
Fumaria muralis
Raphanus raphanistrum
Rumex angiocarpus

Spiny emex
Fumitory
Wild radish
Sheep sorrel

0.75 ℓ / ha TROOPER SL + 1.5 ℓ / ha Campatop 225 EC:

Bilderdykia convolvulus
Chenopodium album
Chenopodium carinatum
Fumaria muralis
Polygonum aviculare
Raphanus raphanistrum

Climbing knotweed
White goosefoot
Green goosefoot
Fumitory
Prostrate knotweed
Wild radish

LAWNS AND TURF

6.0 ℓ /ha TROOPER SL

Amaranthus spp.
Argemone subfusiformis
Bidens pilosa
Bidens formosa
Capsella bursa-pastoris
Chenopodium album
Commelina benghalensis
Coronopus didymus
Cotula anthemoides
Datura ferox
Datura stramonium
Emex australis
Chamaesyce prostrata
Chamaesyce hirta
Chamaesyce inaequilatera
Hypochoeris radicata
Medicago polymorpha
Paronychia brazilliana

Pigweed
Mexican poppy
Blackjack
Cosmos
Shepherd's purse
White goosefoot
Benghal's wandering jew
Swine cress
Cotula
Large thorn apple
Thorn apple
Spiny emex
Hairy creeping milkweed
Red milkweed
Smooth creeping milkweed
Hairy wild lettuce
Burclover
Brazilian paronychia

Nidorella resedifolia
Polygonum aviculare
Portulaca oleracea
Raphanus raphanistrum
Stellaria media
Tagetes minuta
Taraxacum officinale
Tribulus terrestris
Vicia hirsuta
Vicia sativa

Nidorella
Prostrate knotweed
Purslane
Wild radish
Chickweed
Khaki weed
Dandelion
Dubbeltjie
Tiny vetch
Common vetch

ACKNOWLEDGEMENT OF TRADEMARKS:

Atrazine 900 WG (L 8890)
Campatop 225 EC (L 5320)
Partner (L 5642)
Power-up (L 6463)

Meridian Agrochemical Company (Pty) Ltd.
Villa Crop Protection (Pty) Ltd
Universal Crop Protection (Pty) Ltd
Ag-chem Africa (Pty) Ltd

WAARSKUWINGS

- Laat 7 dae toe na laaste toediening en voor beweiding van behandelde gebiede.
- Giftig indien ingesluk.
- Mag vel- en oogirritasie veroorsaak.
- Bêre in 'n koel plek.
- Bêre weg van voedsel, voer, kunsmis en ander landbouprodukte.
- Hou buite bereik van kinders, oningeligte persone en diere.
- Giftig vir visse.
- Moet nie onder koue toestande toedien nie.
- **Lugtoediening:** Stel al die inwoners in die onmiddellike omgewing van die gebied wat gespuit word in kennis en reik die nodige waarskuwings uit. Moet nie oor aangrensende gebiede of wateroppervlaktes spuit of toelaat dat die wegdrywing van die spuitnewel dit besoedel nie.

Alhoewel hierdie middel omvattend onder 'n groot verskeidenheid toestande getoets is, waarborg die registrasiehouer nie dat dit onder alle toestande doeltreffend sal wees nie. Die werking en doeltreffendheid daarvan kan beïnvloed word deur faktore soos abnormale grond-, klimaats- en bergingstoestande, kwaliteit van die verdunningswater, verenigbaarheid met ander stowwe wat nie op die etiket aangedui word nie en die voorkoms van weerstand van die plaag, patogeen of onkruid teen die betrokke middel sowel as die tyd, metode en akkuraatheid van toediening. Verder aanvaar die registrasiehouer nie verantwoordlikheid vir skade aan gewasse, plantegroei en die omgewing of nadelige invloede op mens of dier of vir 'n gebrek aan prestasie van die betrokke middel as gevolg van versuim van die gebruiker om etiketaanwysings na te kom, of as gevolg van die ontstaan van toestande wat nie kragtens die registrasie voorsien kon word nie. Raadpleeg die verskaffer in die geval van enige onsekerheid.

VOORSORGMAATREËLS

- Moet nie spuitnewel inasem nie.
- Vermy kontak met die vel en oë deur beskermende oorklere te dra wanneer die produk gemeng word.
- Was met seep en water na gebruik en toevallige vel kontak; so ook die besoedelde klere.
- Moet nie eet, drink of rook tydens vermenging of toediening van die produk of voordat hande en gesig gewas is nie.
- Vermy wegdrywing van spuitnewel na ander gewasse, weiveld, riviere, damme en plekke wat nie behandel moet word nie.
- Voorkom die besoedeling van voedsel, voer, drinkwater en eetgerei.
- Spoel die leë houer **drie keer** uit op die volgende manier: Keer die leë houer om oor die spuittenk of mengbak en dreineer vir minstens 30 sekondes nadat die vloeitot 'n drup verminder het. Spoel die leë houer daarna drie keer uit met 'n volume water gelykstaande aan 'n minimum van 10% van die inhoud van die houer. Gooi die spoelwater by die inhoud van die spuittenk voordat die houer op die voorgeskrewe wyse vernietig word.
- Vernietig die leë houer deur gate daarin te maak en plat te druk.
- Moet die leë houer vir geen ander doel gebruik nie.
- Maak spuittoerusting deeglik met 'n huishoudelike ammoniakoplossing (1%) skoon voordat ander plaagdoders daarmee toegedien word. Laat die oplossing vir 'n paar uur staan (verkieslik oornag). Uitspoelwater moet nie gewasse, weiveld, riviere, damme en boorgate besoedel nie.

GEBRUIKSBEPERKINGS

- 'n Wagperiode van 28 dae is van toepassing vanaf 'n **TROOPER SL** toediening en die aanplant van opvolg breëblaargewasse.
- Gebruik slegs akkurate en veilige toedieningsmetodes om **TROOPER SL** toe te dien.
- **TROOPER SL** word nie aanbeveel vir gebruik op saadmielies, suikermielies, springmielies en ander eksotiese kultivars nie.

- **Hormoon-tipe onkruidodders:** Om skade te voorkom moet verhoed word dat dampe, spuitnewel of wegdrywing van spuitnewel in aanraking kom met sensitiewe breëblaargewasse, vrugtebome of sierplante. Dien die produk streng volgens die gebruiksaanwysings toe.
- Moet nie **TROOPER SL** op enige gewas of situasie toedien wat nie op hierdie etiket aangedui is nie.

WINDSPOED EN WINDRIGTING TYDENS TOEDIENING SAL DIE AFSTAND TUSSEN DIE RAND VAN DIE GEBIED WAT BESPUIT WORD EN GEVOELIGE GEWASSE BEPAAL.		
WINDSPOED km/uur	LUGTOEDIENING	GRONDTOEDIENING
1.5 – 5	800 m windaf 800 m dwarswind 15 m windop	200 m windaf 200 m dwarswind 6 m windop
5 – 10	1 600 m windaf 800 m dwarswind 15 m windop	400 m windaf 200 m dwarswind 1.5 m windop
10 – 15	3 200 m windaf 800 m dwarswind 15 m windop	800 m windaf 400 m dwarswind 1.5 m windop
Meer as 15	Verbode	Verbode

GEBRUIKSAANWYSINGS

Gebruik slegs soos aangedui.

MENGINSTRUKSIES

Maak die spuittenk halfvol met geskikte water en voeg die benodigde hoeveelheid **TROOPER SL** by terwyl water aanhoudend geroer word. Maak die spuittenk tot die finale volume vol. Roer goed om vermenging te verseker voordat die mengsel toegedien word. Wanneer **TROOPER SL** saam met atrasien, bromoksinil of diuron gebruik word, moet die produk wat bygevoeg gaan word, eerste toegevoeg word. Wanneer **TROOPER SL** met atrasien, bromoksinil of diuron toegedien word, moet die besondere vervaardiger se etiketaanbevelings gevolg word. **Die tenkmengsel moet onmiddellik uitgespuit word en nie toegelaat word om oornag in die spuittenk te staan nie.** Die spuittoerusting moet aan die einde van toediening deeglik uitgewas word.

VERENIGBAARHEID

Die verenigbaarheid van **TROOPER SL** met ander produkte hang van die formulerings van die betrokke produkte af, asook van die kwaliteit van die spuitwater. Deurdat formulerings van tyd tot tyd kan verander word dit aanbeveel om 'n fisiese verenigbaarheidstoets te doen alvorens 'n tenkmengsel gemaak word. **TROOPER SL** is verenigbaar met ametrien, atrasien, bromoksinil en diuron.

TOEDIENINGSMETODES

Maak seker dat spuittoerusting korrek gekalibreer is en tydens die toediening nagegaan word om seker te maak dat die toediening egalig en akkuraat is. **Aanhoudende roering is noodsaaklik deur die hele spuitoperasie. Slegs skoon water moet gebruik word.**

Grondtoediening:

- Rugsakspuite of trekgergemonteerde spuitbalke kan gebruik word.
- 'n Spuitvolume van meer as 150 l/ha moet gebruik word en kan deur lae-druk platwaaierspuitpunte, verkieslik die anti-wegdrywingstipe, toegedien word. Vermy fyn druppelgrootes.
- Moet nie 'n spuitdruk van 200 kPa oorskry nie.
- Moet nie 'n spuihoogte van 50 cm bokant die teiken en 'n grondspoed van 10 km/uur oorskry nie.
- Indien die windspoed hoër as 15 km/uur (soos deur 'n handwindmeter bepaal) moet die produk nie toegedien word nie.

- Die verskil tussen die nat- en droëbollesing, soos met 'n swaai-higrometer bepaal, moet nie meer as 8°C wees nie.

Lugtoediening

TROOPER SL kan deur middel van lugbespuiting op koring toegedien word mits die spuitstof egalig oor die teikengebied versprei word en die verlies aan spuitmiddel tydens toediening tot 'n minimum beperk word.

Verkry 'n versekering van die lugbespuitingsoperateur dat aan genoemde vereistes voldoen sal word alvorens die produk toegedien word:

- Moet nie **TROOPER SL** of mengsels daarvan, uit die lug op enige gewas behalwe koring, toedien nie. Lugtoediening moet alleenlik plaasvind deur spesialistoedieners in oorstemming met die vereistes van Wet 36 of 1947. **Hierdie produk mag nie uit die lug in KwaZulu-Natal toegedien word nie.**
- Dien toe voordat die gewas te ruig word wat sal verhoed dat onkruid behoorlik benat word.
- Gebruik slegs 'n konvensionele spuitbalk. Spuitstukke moet met platwaaierspuitpunte wat groot druppels lewer, toegerus wees, bv. SS 6515.
- Dien 'n minimum van 30ℓ spuitmengsel/ha toe.
- 'n Minimum van 30 – 45 druppels per cm² op die teikengebied moet herwin word.
- Die KV van druppelverspreiding moet nie 40% oorskry nie.
- Gebruik 'n druppelspektrum met 'n VMD van 450 mikron.
- Handhaaf 'n vlieghoogte van 3 meter bokant die teikengebied by windsnelhede van 0 – 8 km/uur en 2 meter by windsnelhede van 8 – 15 km/uur. Staak bespuiting sodra die wind 15 km/uur oorskry.
- Die verskil tussen die nat- en droëbollesing, soos met 'n swaai-higrometer bepaal, moet nie 8 °C oorskry nie.
- Moet nie gedurende die hitte van die dag spuit nie.
- Maak seker dat lande akkuraat gemerk is.

AANBEVELINGS

GEWAS	DOSIS/ha	OPMERKINGS
Mielies	0.5 ℓ TROOPER SL + 2.0 ℓ Atrasien 500 SC of 1.1 kg Atrazine 900 WG + 100 – 200 ml Partner per 100 liter spuitmengsel	Dien toe vanaf vol opkoms van die mielies totdat 'n hoogte van 30 cm bereik is. Indien die mielies 'n hoogte van 30 cm oorskry, moet valarms gebruik word om die bespuiting onder die blaardak van die mielies te rig. Verseker in alle gevalle dat die spuitwolk die teiken bereik. Dien toe wanneer onkruid in die 3 – 6 blaarstadium is.

OPMERKINGS

- Toediening moet geskied wanneer die gewas, soos aangedui, in die regte ontwikkelingsstadium is. Moet nie **TROOPER SL** + atrasiën toedien nadat die gewas 'n hoogte van 800 mm bereik het nie (ongeveer 20 dae voor pluimstoot).
- Die beste resultate word verkry met toediening wanneer onkruid nog klein is (kleiner as 75 mm hoogte of rosetgrootte van 150 mm deursnit) en aktief groei. *Tribulus terrestris* moet nie 'n rosetgrootte van 50 mm deursnit oorskry nie.

GEWAS	DOSIS/ha	OPMERKINGS
Suikerriet (Plant en ratoen)	2.5 l TROOPER SL + 100 – 200 ml Partner per 100 liter spuitmengsel	Na-opkoms breëblaaronkruid beheer. Kan as 'n algehele oppervlakbespuiting of 'n gerigte tussenrybespuiting aangewend word. Dien toe wanneer onkruid kleiner as 10 cm in hoogte is.
	2.0 l TROOPER SL + 2.5 l /ha Diuron 800 + 100 – 200 ml Partner per 100 liter spuitmengsel	Na-opkoms onkruidbeheer met langtermyn residuele beheer. Kan as 'n algehele oppervlakbespuiting of 'n gerigte tussenrybespuiting aangewend word. Dien toe wanneer breëblaaronkruid kleiner as 10 cm in hoogte is en grasse tot en met die 3 blaarstadium.

OPMERKINGS

- **TROOPER SL** alleenlik, of in 'n mengsel met diuron, gee die beste resultate onder ideale toestande wanneer onkruid jonk en aktiefgroeiend is.

GEWAS	DOSIS/ha	OPMERKINGS
KORING Grondtoediening Winterreënval-streek	1.0 l – 1.25 l TROOPER SL + 100 – 200 ml Partner per 100 liter spuitmengsel	Dien toe tussen groeistadia 7 en 13 volgens die lys van groeistadiums vir koring van die LNR – Kleingraaninstituut, Bethlehem. Gebruik die hoër TROOPER SL dosis vir ernstige onkruidbesmetting.
	1.25 l TROOPER SL + 100 – 200 ml Partner per 100 liter spuitmengsel	Dien toe tussen groeistadia 7 en 13 volgens die lys van groeistadiums vir koring van die LNR – Kleingraaninstituut, Bethlehem. Onkruid moet nie groter as die 6 – blaarstadium wees nie, en moet aktiefgroeiend wees.
KORING Lugtoediening Winter- en somer- reënvalstreek (droëland)	1.25 l – 1.50 l TROOPER SL + 150 – 250 ml Partner per 100 liter spuitmengsel	Dien toe tussen groeistadia 7 en 13 volgens die lys van groeistadiums vir koring van die LNR – Kleingraaninstituut, Bethlehem. Gebruik die hoër TROOPER SL dosis vir ernstige onkruidbesmetting en/of leter groeistadium van die onkruid. (LW : Onkruid moet aktief groei) Gebruik die hoër Partner dosis waar minder gunstige toestande heers.
	0.5 l – 0.75 l TROOPER SL + 1.5 l Campatop 225 EC	Dien toe tussen groeistadia 7 en 13 volgens die lys van groeistadiums vir koring van die LNR – Kleingraaninstituut, Bethlehem. Onkruid moet nie verder as die 3 – 6 blaarstadium ontwikkel wees nie. Onkruid moet nie onderhewig aan droogtestremming wees nie en moet aktief groeiend wees.
Somerreënval- streek (droëland en besproeiings)		

OPMERKINGS

- Dien **TROOPER SL** of tenkongsels van **TROOPER SL** met bromoksiniil alleenlik toe as die gewas 'n geskikte stadium van ontwikkeling bereik het, soos aangedui.
- Onder sekere toestande kan **TROOPER SL** veroorsaak dat koring op 'n vroeë stadium mag gaan plat lê. Hierdie effek sal tydelik van aard wees en die plante sal volkome herstel.

GEWAS	DOSIS/ha	OPMERKINGS
Grasweidings	2.5 ℓ – 5.0 ℓ TROOPER SL + 100 – 200 ml Partner per 100 liter spuitmengsel	Dien toe nadat die gras gevestig is. 'n Opvolgbespuiting mag nodig wees waar goeie bedekking nie behaal was nie. Toedienings van stikstofbevattende kunsmis 2 – 3 weke voor bespuiting word aanbeveel.

OPMERKINGS

- Goeie bedekking van onkruid is noodsaaklik, veral op weidingsgrasse wat hooggroeiend is.

SITUASIE	DOSIS/ha	OPMERKINGS
Grasperke	6.0 ℓ TROOPER SL + 1.0 ℓ Power-up per 100 liter water	Sal die meeste eenjarige en meerjarige breëblaaronkruid beheer.

OPMERKINGS

- TROOPER SL** mag gebruik word vir die beheer van breëblaaronkruid op die meeste grassoorte, mits hulle goed gevestig is.
- Onder sekere omstandighede mag verkleuring van die gras plaasvind. Gewoonlik verdwyn die effek nadat die gras een of twee keer gesny is.
- Verkieslik moet die gras nie binne 5 – 7 dae voor toediening gesny word nie, om so voldoende blaargroei te verseker.
- Moet nie die gras sny binne die eerste 3 dae na toediening nie, sodat die maksimum hoeveelheid onkruid dodere opgeneem kan word.
- Behandel onkruid op die vroegste stadium van ontwikkeling. Indien onkruid volgroeid is of onder ongunstige toestande groei, mag dit tot onvoldoende onkruidbeheer lei.
- Moet nie op gras wat aan stremming onderhewig is toedien nie, of aan ongunstige groeitoestande soos koue, oormatige hitte, droogte of buitengewone reënval, blootgestel is nie.
- Reën binne twee ure na toediening mag die werking van die produk verminder.
- Besproeiing moet verkieslik uitgestel word tot een dag na toediening.
- Moet nie **TROOPER SL** op setperke of rolbalbane gebruik nie.

ONKRUIDE WAT DEUR TROOPER SL EN MENGSELS BEHEER WORD:

MIELIES

0.5 ℓ/ha TROOPER SL + 2.0 ℓ/ha Atrazine 500 SC:

<i>Amaranthus hybridus</i>	Gewone misbredie
<i>Amaranthus deflexus</i>	Meerjarige misbredie
<i>Amaranthus thunbergii</i>	Rooimisbredie
<i>Bidens bipinnata</i>	Spaanse knapsekêrel
<i>Bidens pilosa</i>	Knapsekêrel
<i>Chenopodium album</i>	Withondebossie
<i>Citrullus lanatus</i>	Karkoer
<i>Cleome monophylla</i>	Rusperbossie
<i>Commelina benghalensis</i>	Bengaalse wandelende Jood
<i>Conyza bonariensis</i>	Klein skraalhans
<i>Datura ferox</i>	Groot stinkblaar
<i>Datura stramonium</i>	Stinkblaar
<i>Ipomoea purpurea</i>	Purperwinde
<i>Nicandra physaloides</i>	Basterappelliefie
<i>Physalis angulata</i>	Wilde appelliefie
<i>Portulaca oleracea</i>	Porslein
<i>Schkuhria pinnata</i>	Kleinkakiebos
<i>Tagetes minuta</i>	Kakiebos
<i>Xanthium strumarium</i>	Kankerroos

SUIKERRIET

2.5 ℓ/ha TROOPER SL alleenlik:

<i>Amaranthus hybridus</i>	Gewone misbredie
<i>Bidens pilosa</i>	Knapskêrel
<i>Bidens bipinnata</i>	Spaanse knapsekêrel
<i>Capsella bursa-pastoris</i>	Herderstassie
<i>Chenopodium album</i>	Withondebossie
<i>Conyza sumatrensis</i>	Vaalskraalhans
<i>Coronopus didymus</i>	Peperbossie
<i>Datura stramonium</i>	Stinkblaar
<i>Galinsoga parviflora</i>	Knopkruid
<i>Nicandra physaloides</i>	Basterappelliefie
<i>Solanum nigrum</i> (complex)	Nastergal
<i>Tagetes minuta</i>	Kakiebos

Addisionele onkruid wat deur tenkmengsels van TROOPER SL met diuron beheer word:

<i>Ageratum conyzoides</i>	Indringer-ageratum
<i>Hypochoeris radicata</i>	Harige skaapslaai
<i>Parthenium hysterophorus</i>	Demoina bossie
<i>Tagetes minuta</i>	Kakiebos

Wisselvallige beheer of onderdrukking van die volgende onkruid word verkry deur 'n tenkmengsel van TROOPER SL en diuron:

<i>Panicum maximum</i>	Gewone buffelsgras
<i>Cyperus esculentus</i>	Geeluintjie
<i>Cyperus rotundus</i>	Rooiuintjie

KORING

1.0 – 1.25 ℓ/ha TROOPER SL

<i>Emex australis</i>	Kaapse dubbeltjie
<i>Fumaria muralis</i>	Duiwekerwel
<i>Raphanus raphanistrum</i>	Ramenas
<i>Rumex angiocarpus</i>	Steenboksuring

0.5 ℓ – 0.75 ℓ/ha TROOPER SL + 1,5 ℓ / ha Campatop 225 EC:

<i>Bilderdykia convolvulus</i>	Slingerduisendknoop
<i>Chenopodium album</i>	Withondebossie
<i>Chenopodium carinatum</i>	Groenhondebossie
<i>Fumaria muralis</i>	Duiwekerwel
<i>Polygonum aviculare</i>	Voëlduisendknoop
<i>Raphanus raphanistrum</i>	Ramenas

GRASPERKE

6.0 ℓ/ha TROOPER SL

<i>Amaranthus spp.</i>	Misbredie
<i>Argemone subfusiformis</i>	Bloudissel
<i>Bidens pilosa</i>	Knapsekêrel
<i>Bidens Formosa</i>	Kosmos
<i>Capsella bursa-pastoris</i>	Herderstassie
<i>Chenopodium album</i>	Withondebossie
<i>Commelina benghalensis</i>	Bengaalse wandelende Jood
<i>Coronopus didymus</i>	Peperkruid
<i>Cotula anthemoides</i>	Cotula
<i>Datura stramonium</i>	Gewone stinkblaar

Datura ferox
Emex australis
Chamaesyce prostrata
Chamaesyce hirta
Chamaesyce inaequilatera
Hypochoeris radicata
Medicago polymorpha
Nidorella resedifolia
Paronychia braziliiana
Polygonum aviculare
Portulaca oleracea
Raphanus raphanistrum
Stellaria media
Tagetes minuta
Taraxacum officinale
Tribulus terrestris
Vicia hirsuta
Vicia sativa

Groot stinkblaar
Kaapse dubbeltjie
Harige kruipmelkkruid
Roosmelkkruid
Gladdemelkkruid
Harige skaapslaai
Klitsklawer
Stinkkruid
Brasiliaanse paronychia
Voëlduisendknoop
Porselein
Ramenas
Sterremuur
Kakiebos
Perdeblom
Dubbeltjie
Kleinperswieke
Gewone wieke

ERKENNING VAN HANDELSMERKE:

Atrazine 900 WG (L 8890)
Campatop 225 EC (L 5320)
Partner (L 5642)
Power-up (L 6463)

Meridian Agrochemical Company (Edms.) Bpk.
Villa Crop Protection (Edms.) Bpk.
Universal Crop Protection (Edms.) Bpk.
Ag-chem Africa (Edms.) Bpk.