

## SCORCHER


**BEFORE USING THIS PRODUCT, READ THE LABEL CAREFULLY**

GEbruiksAANwysings INGESLUIT  
Lotnummer  
Datum van vervaardiging

VERWYS NA BESONDERHEDE  
SOOS OP HOUER / SAK GEDRUK

# SCORCHER

**HERBICIDE**



Reg. No. L9085, Act/Wet No. 36 of/van 1947  
N – AR 1539

2: 11/02/2013

**An aqueous solution contact herbicide used for the control of annual grasses and annual broadleaf weeds in crops as listed and as a sugarcane desiccant. Inactivated upon contact with soil.**


**'n Wateroplosbare kontak onkruidodder wat gebruik word vir die beheer van eenjarige grasse en breëblaar onkruid in gewasse soos aangedui, en as 'n suikerriet droogmiddel. Onaktief sodra dit in aanraking met grond kom.**

HRAC HERBICIDE GROUP CODE	D (22)	HRAC ONKRUIDODDERGROEPEKODE
<b>ACTIVE INGREDIENT / AKTIEWE BESTANDEEL</b>		
Paraquat ion (bipyridyl)	200 g/ℓ	Parakwatioon (bipiridiel)
Paraquat (as a dichloride salt)	276 g/ℓ	Parakwat (as 'n dichloriedsout)


Registration Holder / Registrasiehouer  
**Meridian Agrochemical Company (Pty.) Ltd. / (Edms.) Bpk.**  
Reg. No. 2000/010819/07  
P.O. Box / Posbus 436, Modderfontein, 1645, South Africa / Suid-Afrika


20ℓ


UN Number: 2922



**HARMFUL /  
SKADELIK**







DIRECTIONS FOR USE ENCLOSED  
REFER TO DETAILS AS PRINTED  
ON CONTAINER / BAG

Batch Number  
Date of manufacture

## WARNINGS

**Allow the following number of days between last treatment and harvest or use as food or feed:**

Sugarcane (feeding) and grazing.....21 days

IMPORTANT: The recommended withholding period between last application and harvest meets local residue requirements, but may not meet export requirements.

- Handle with care.
- Harmful if swallowed
- Undiluted **SCORCHER** can cause eye and skin irritation.
- Store away from food, feed, fertilizer and seed.
- Keep locked up out of reach of children, uninformed persons and animals.
- Keep animals out of the treated area until the spray has dried.
- **Re-entry** – Do not enter treated area within 1 day following application unless wearing protective clothing.
- **In the case of poisoning, contact a doctor and make this label available to him.**

**Although this remedy has been extensively tested under a large variety of conditions, the registration holder does not warrant that it will be effective under all conditions. The activity and effect thereof may be affected by factors such as abnormal soil, climatic and storage conditions, quality of dilution water, compatibility with other substances not indicated on the label and the occurrence of resistance of the weed against the remedy, as well as by the method, time and accuracy of application. The registration holder furthermore does not accept responsibility for damage to crops, vegetation, the environment or harm to man or animal, or for lack of performance of the remedy concerned due to failure by the user to follow the label instructions, or to the occurrence of conditions which could not have been foreseen in terms of the registration. Consult the supplier in the event of any uncertainty.**

## PRECAUTIONS

- Do not eat, drink or smoke while mixing or applying the product or before washing hands and face.
- Avoid contamination of food, feed, drinking water and eating utensils.
- Do not use application equipment or spray pressures that would result in the formation of a fine spray mist, for example: mistblowers, ULV applicators and other similar equipment.
- Use only clean water.
- Using a knapsack and hand held-sprayers, mix each 1 part of **SCORCHER** with at least 40 parts water.
- Wear rubber gloves and face shield when handling concentrate. If eye contact occurs, flush it out at once. If skin contact occurs, wash off at once. If clothing contamination occurs, remove and wash contaminated clothing.
- Invert empty container over the spray or mixing tank and allow to drain for 30 seconds after the flow has slowed to a drip. Then rinse the container three times with a volume of water equal to at least 10% of that container. Add rinsings to the contents of the spray tank before destroying the container by crushing or cutting and then burning or burying.
- Wear rubber gloves and face shield while spraying.
- Do not inhale spray mist and avoid contact with the spray mist as much as possible.
- Avoid drift of spray onto other crops, grazing, rivers, dams and areas not under treatment.
- Clean applicator after use. Dispose of rinsate where it will not contaminate crops, grazing, rivers, dams and boreholes.
- Do not use the empty container for any other purpose. Keep unused **SCORCHER** in the original container, tightly closed, away from food.
- Dispose of wash water where it will not contaminate crops, grazing, rivers or dams.
- Change and wash work clothes, practise good personal hygiene.

## SYMPTOMS OF HUMAN POISONING:

- Inflammation of the mouth, throat and oesophagus.
- Gastrointestinal discomfort
- Diarrhoea

## FIRST AID TREATMENT

**Eye splashes:** Flush eyes for 10-15 minutes using clean water. Consult a doctor. **Ingestion:** If poisoning is suspected, induce vomiting. **Seek emergency medical assistance immediately and show this label and container.**

### Emergency Medical Treatment

Refer to guidelines given by the World Health Organization and the IPCS (<http://www.inchem.org>) or contact a poison control center. Administer Fuller's Earth (15% solution; 1 L for adults or 15 mL/kg body weight in children) or Bentonite (7%) or activated charcoal. Also administer a purgative such as Mannitol (20% solution).

## RESISTANCE WARNING

For resistance management, **SCORCHER** is a group code D (22) herbicide. Any weed population may contain individuals naturally resistant to **SCORCHER** and other group code D(22) herbicides. The resistant individuals can eventually dominate the weed population if these herbicides are used repeatedly. These resistant weeds may not be controlled by **SCORCHER** or any other group code D (22) herbicide.

### To delay herbicide resistance:

- Avoid exclusive repeated use of herbicides from the same herbicide group code. Alternate or tank mix with registered products from different herbicide group codes.
- A spray programme of mixtures or alternations with remedies with a different mode of action may delay resistant strain build-up.
- Integrate other control methods (such as chemical, cultural and biological) into weed control programmes.

Since the occurrence of resistance cannot be forecast, users are advised to keep treated crops under close observation. If treatment is not effective following the use of **SCORCHER** as recommended, a resistant strain may be present. If a resistant strain is positively identified, consideration should be given to prompt use of a herbicide with a different mode of action for which there is no record of resistance to the relevant weed. For specific information on resistance management, contact the registration holder of this product.

## DIRECTIONS FOR USE

**Use only as directed.**

## MIXING INSTRUCTIONS

Mix the required quantity of **SCORCHER** with **clean** water in the spray tank. When **SCORCHER** is used in a tank mixture with another herbicide(s) follow the mixing instruction on that label. **Maintain continuous agitation when applying tank mixtures.** **SCORCHER** is a contact herbicide and should only be applied to weeds in the early growth stages for optimum control. **AVOID** spraying large, established weeds as control will not be satisfactory and more than one application may be required. In addition, re-growth may also occur under these conditions.

## COMPATIBILITY

The compatibility of **SCORCHER** with other products depends on the formulations of the respective products as well as the quality of the spray water to be used. As formulations change from time to time it is recommended that a physical compatibility test be done prior to the tank mixture being made. **SCORCHER** is compatible with **Prozamide 500 SC** (L 9491), **Monelo 90 WDG** (L6755) and **Wet all**.

If **SCORCHER** needs to be used in tank mix combinations with other herbicides, first mix small quantities of the chemicals in the same ratio in which they will be used, separately with water. Add these mixtures together while agitating and check for any signs of incompatibility such as flocculation. In this instance, take full cognisance of all warnings, precautions and directions for use mentioned on the labels of the products used.

## APPLICATION METHODS

Ensure that the equipment is correctly calibrated and is checked regularly during application to ensure even and accurate application. **SCORCHER** can be applied using ground sprayers or knapsack sprayers. USE HIGH VOLUME AND HIGH DOSAGE RATE FOR THE SPRAYING OF DENSE WEED GROWTH. Do not spray the buds or any green parts of any crop. **SCORCHER** kills green tissue but does not harm brown mature bark.

## RECOMMENDATIONS

CROP	DOSAGE/ha	REMARKS
Deciduous fruit orchards	1.25 l – 5 l	Apply in 200-750 l water/ha as necessary in the Spring.
	1.5 l – 2.5 l <b>SCORCHER</b> plus 5 l MCPA	Apply in 200-750 l water/ha for the control of ribwort ( <i>Plantago</i> spp.), <i>Convolvulus</i> sp. as well as annual winter grasses.
Subtropical fruit and nut orchards (e.g. Bananas, tea, coffee, citrus, avocados, papayas, pecans, macadamias etc.)	1.25 l – 5 l	Apply in 200-750 l water/ha using a low pressure floodjet nozzle. In citrus alone: Can be mixed with a suitable registered residual herbicide such as Monelo 90 WDG (L6755) at the recommended rate
VINES	1.25 l – 5 l /ha	Apply in 200-750 l water/ha as an overall application before bud burst. Subsequently, apply as a direct spray.
	1.5 l – 2.5 l <b>SCORCHER</b> plus 5 l MCPA	Apply in 200-750 l water/ha to control ribwort ( <i>Plantago</i> spp.), <i>Convolvulus</i> sp. as well as annual winter grasses.

## REMARKS

- For enhanced knockdown of certain weeds, add **Prozamide 500 SC** (L 9491) at the recommended rate.
- For longer residual control in vines and pome fruit orchards add simazine at the registered rate.
- Where Cape Marigold is present, half the volume of **SCORCHER** may be replaced with diquat 200.

CROP	DOSAGE	REMARKS
Vegetables	1,25 l – 5 l	Apply in 200 – 500 l water/ha as a directed inter-row for all row crops where the weeds have already germinated but are not longer than 10cm OR use a knapsack sprayer that is fitted with a shield.
Sugarcane	1,25 l – 5 l /ha  For residual weed control use 2 l /ha <b>SCORCHER</b> plus a suitable registered residual herbicide.	<b>Important:</b> Consult all the label(s) of the products used in the mixture with <b>SCORCHER</b> for safety precautions, rates, mixing instructions and weeds controlled.  Apply in approximately 200 l water/ha for early postemergence weed control.

CROP	DOSAGE	REMARKS
Lucerne (older than 6 months)	1,25 l – 5 l	Apply in 300 l water/ha just before dormancy breaks or after harvesting before re-growth of lucerne occurs

## OTHER USES:

CROP	DOSAGE	REMARKS
Industrial areas as a herbicide	2,5 l – 5 l	Apply in 500 l – 1000 l water/ha. For dense weeds use the high spray volume and high dosage rates.
Potatoes Haulm killing	2,5 l – 5 l	Apply in 500 l – 1000 l. Do not apply if Haulms show signs of wilting because tuber damage may occur.
Sugarcane Desiccation	2 l – 3 l	Apply in 100 l water/ha Burn the cane as soon as is practical after treatment.

## NOTES:

- Avoid drift onto adjacent crops because green plant tissue will be damaged by the spray.
- With all crops above: Add a suitable registered adjuvant such as Sanawett 90 or Wet all at the rate specified by the respective label.

## Weeds controlled by SCORCHER

Most weeds that have germinated already.

## Weeds mentioned below will only be partially controlled:

Perennial weeds  
Volunteer maize, peanuts and potatoes  
Domonia weeds  
*Commelina benghalensis* *Chenopium*  
spp.  
*Conyza bonariensis*  
*Lolium* spp. (Including use with Prozamide)  
*Plantago lanceolata*  
*Portulaca oleracea*  
Tuft-grasses (>15 cm diameter)

**SCORCHER** scorches and controls the green above soil parts of most annual weeds. However, re-growth often happens due to subsoil parts re-germinating e.g. from stolons or bulbs

Inconsistent and variable control of weeds even at the high rates may be experienced due to various different reasons, namely:

- Drought stress
- Cold or heat stress
- Plants with waxy layers such as *Portulaca oleracea*,
- Plants with natural resistance to Paraquat-based products e.g. *Commelina benghalensis*, *Ipomoea* spp.,
- Plants with acquired resistance due to repeated use of Paraquat and/or glyphosate e.g. *Lolium* sp. and *Conyza bonariensis* (these have confirmed resistance in the RSA)
- Poor coverage and penetration of exposed leaves
- Plants with bulbs and tubers such as *Cyperus* sp. (re-growth occurs)
- Growth tips being protected by leaf sheets covering growth points or subsurface growth points.
- Inconsistent relationship between above soil parts after dry periods or growth during the winter.

## ACKNOWLEDGEMENT OF TRADEMARKS

Monelo 90 WDG (L 6755)  
Prozamide 500 SC (L 9491)  
Sanawett 90 (L 4678)  
Wet all (L 8361)

Meridian Agrochemical Company (Pty) Ltd  
Meridian Agrochemical Company (Pty) Ltd  
Dow agro sciences SA (Pty) Ltd  
Tsunami Plant Protection (Pty) Ltd

## WAARSKUWINGS

Laat die volgende aantal dae tussen laaste toediening en oes toe of as gebruik vir voedsel of voer:

Suikerriet (as voer) en weiding ..... 21 dae

**BELANGRIK:** Die aanbevole onthoudingsperiode tussen laaste toediening en oes voldoen aan die vereistes vir plaaslike residuvlakke maar mag dalk nie aan die vereistes vir uitvoer voldoen nie.

- Hanteer versigtig.
- Skadelik indien ingesluk.
- Onverdunde **SCORCHER** kan oog- en velirritasie veroorsaak.
- Bêre weg van voedsel, voer, kunsmis en saad.
- Hou toegesluit buite bereik van kinders, oningeligte persone en diere.
- Hou diere uit die behandelde gebied totdat die spuitstof droog is.
- **Herbetreding** - Moet nie behandelde gebiede binne 1 dag na toediening betree nie, tensy beskermende oorklere gedra word.
- **In die geval van vergiftiging, kontak 'n geneesheer en toon hierdie etiket aan hom/haar.**

Alhoewel hierdie middel omvattend onder 'n groot verskeidenheid toestande getoets is, waarborg die registrasiehouer nie dat dit onder alle toestande doeltreffend sal wees nie. Die werking en effek daarvan beïnvloed kan word deur faktore soos abnormale grond-, klimaats- en bergingstoestande, kwaliteit van verdunningswater, verenigbaarheid met ander stowwe wat nie op die etiket aangedui is nie en die voorkoms van weerstand van die onkruid teen die betrokke middel, sowel as die metode, tyd en akkuraatheid van toediening. Verder aanvaar die registrasiehouer nie verantwoordelikheid vir skade aan gewasse, plantegroei, die omgewing of vir nadelige effek op mens of dier of vir 'n gebrek aan prestasie van die betrokke middel as gevolg van die versuim van die gebruiker om die etiketaanwysings na te kom, of om die etiketaanwysings na te kom of as gevolg van die ontstaan van toestande wat nie kragtens die registrasie voorsien kon word nie. Raadpleeg die verskaffer in die geval van enige onsekerheid.

## VOORSORGMATREËLS

- Moet nie eet, drink of rook tydens vermenging of toediening van die produk of voordat hande en gesig gewas is nie.
- Vermoed besoedeling van voedsel, voer, drinkwater en eetgerei.
- Moet nie toedieningsapparaat of spuitdrukke gebruik wat die vorming van fyn druppelgroottes tot gevolg het, byvoorbeeld newelblasers, ULV-toediensers of soortgelyke toerusting nie.
- Gebruik slegs skoon water.
- Gebruik rugsak- en handspuite, meng minstens 1 deel **SCORCHER** met 40 dele water.
- Dra rubberhandskoene en gesigskerm wanneer konsentraat hanteer word. Indien oogkontak plaasvind, spoel onmiddellik uit. Indien velkontak plaasvind, was onmiddellik af. Indien klere besmet word, trek u klere uit en was besoedelde klere.
- Keer die leë houer om oor die spuit- of mengtenk en dreineer vir 30 sekondes nadat die vloeitot 'n gedrup verminder het. Spoel die houer daarna **drie keer** uit met 'n volume water gelykstaande aan ten minstens 10% van die inhoud van die houer. Gooi die spoelwater by die inhoud van die spuittenk voordat die houer vernietig word deur dit op te breek of op te sny, te verbrand of te begrawe.
- Dra rubberhandskoene en gesigskerm tydens toediening.
- Moenie spuitnewel inasem nie en vermy kontak daarmee so veel as moontlik.
- Vermoed wegdrywing van die spuitnewel na ander gewasse, weiding, riviere, damme en gebiede wat nie onder behandeling is nie.
- Maak toedieningsapparaat deeglik skoon na gebruik. Gooi spoelwater weg waar dit nie gewasse, weiding, riviere, damme en boorgate sal besoedel nie.
- Moet nie die leë houer vir enige ander doel gebruik nie. Hou ongebruikte **SCORCHER** in die oorspronklike houer, dig toe en weg van voedsel.
- Gooi waswater uit waar dit nie gewasse, weiding, riviere of damme sal besoedel nie.
- Trek werksklere uit en was dit; beoefen goeie persoonlike higiëne.

## SIMPTOME VAN MENSLIKE VERGIFTIGING:

- Inflammasie van die mond, keel en slukderm.
- Gastroïntestinale ongemak
- Diarree

## NOODHULPBEHANDELING

**Spatsels in oë:** Spoel oë vir 10-15 minute met skoon water. Raadpleeg 'n geneesheer. **Ingesluk:** Indien vergiftiging vermoed word, induseer braking. **Kry onmiddellik nood mediese hulp en toon hierdie etiket en houer.**

### Nood Mediese Behandeling

Verwys na die riglyne wat deur die Wêreld Gesondheid Organisasie en die IPCS (<http://www.inchem.org>) gegee word of kontak 'n gifbeheersentrum. Dien Fuller's Earth (15% oplossing, 1 L vir volwassenes of 15 ml/kg liggaamsgewig vir kinders) of Bentoniet (7%) of geaktiveerde houtskool toe. Dien ook 'n purgeermiddel soos Mannitol (20% oplossing) toe.

## WEERSTANDSWAARSKUWING

Vir weerstandbestuur is **SCORCHER** 'n groepkode D onkruidodder. Enige populasie van 'n spesifieke onkruid mag individue insluit wat 'n natuurlike weerstand teen **SCORCHER** of enige ander groepkode D onkruidodder het. Indien hierdie onkruidodders herhaaldelik aangewend word, kan die weerstandbiedende individue uiteindelik die onkruidpopulasie oorheers. Hierdie weerstandbiedende onkruid sal waarskynlik nie deur **SCORCHER** of enige ander groepkode D onkruidodder beheer word nie.

### Om weerstand teen onkruidodders te vertraag:

- Vermoë die eksklusiewe en herhaaldelike gebruik van onkruidodders in dieselfde groepkode. Wissel af met, of gebruik tenkmengsels van, produkte in verskillende onkruidoddergroepkodes.
- 'n Suietprogram of tenkmengsels met middels met 'n ander metode van werking kan die opbou van weerstandbiedendheid vertraag.
- Integreer ander beheermaatreëls (chemiese, verbouing, biologies) in onkruidbeheerprogramme.

Aangesien die voorkoms van weerstand nie voorspel kan word nie, word gebruikers derhalwe gemaan om behandelde gewasse noukerig dop te hou. Indien die behandeling nie doeltreffend is as gevolg van die gebruik van **SCORCHER** soos aanbeveel nie, mag 'n weerstandbiedende ras teenwoordig wees. Indien 'n weerstandbiedende ras positief geïdentifiseer word, moet oorweging onmiddellik daaraan geskenk word om die gebruik van 'n onkruidodder met 'n ander metode van werking te gebruik, waarvoor daar geen rekord van weerstand teen die betrokke onkruid is nie. Vir spesifieke inligting oor weerstandbestuur kontak die registrasiehouer van hierdie produk.

## GEBRUIKSAANWYSINGS

**Gebruik slegs soos aangedui.**

## MENGINSTRUKSIES

Meng die aanbevole hoeveelheid **SCORCHER** met **skoon** water in die spuittenk. Indien **SCORCHER** in 'n tenkmengsel met ander onkruidodder(s) gebruik word, volg die mengvoorskrifte op daardie etiket. **Konstante roering tydens toediening is uiters noodsaaklik.** **SCORCHER** is 'n kontakonkruidodder en moet slegs op onkruid in die vroeë groeistadiums toegedien word vir optimale beheer. **VERMY** toediening op groot, gevestigde onkruid aangesien die beheer nie bevredigend sal wees nie en meer as een toediening nodig mag wees. Hergroei mag ook onder hierdie toestande voorkom.

## VERENIGBAARHEID

Die verenigbaarheid van **SCORCHER** met ander produkte hang van die formulering van die betrokke produkte af, asook van die kwaliteit van die spuitwater. Deurdat formulering van tyd tot tyd verander word dit aanbeveel om 'n fisiese verenigbaarheidstoets uit te voer voordat die tenkmengsel aangemaak word.

**SCORCHER** is verenigbaar met **Prozamide 500 SC** (L 9491), **Monelo 90 WDG** (L6755) en Wet all.

Wanneer **SCORCHER** in tenkmengsels met ander onkruidodders gebruik gaan word, moet klein hoeveelhede van die middels eers afsonderlik met water gemeng word in dieselfde verhouding as wat dit gebruik gaan word. Voeg hierdie mengsels bymekaar terwyl aanhoudend geroer word en kyk vir enige tekens van onverenigbaarheid soos byvoorbeeld flokkulasie. In hierdie geval, moet al die waarskuwings, voorsorgmaatreëls en gebruiksaanwysings op die etikette van die betrokke middels, noukeurig nagekom word.

## TOEDIENINGSMETODES

Maak seker dat die spuittoerusting korrek gekalibreer is en gereeld gedurende toediening nagegaan word om egalige en akkurate toediening te verseker. **SCORCHER** kan met behulp van grond- of rugsakspuite toegedien word. GEBRUIK HOË VOLUMES EN HOË DOSISSE VIR DIE BESPUITING VAN DIGTE ONKRUIDGROEI. Moet nie knoppe of enige groendele van enige gewas bespuit nie. **SCORCHER** vernietig alle groen weefsel, maar sal nie volgroeiende bruinbas beskadig nie.

## AANBEVELINGS

GEWAS	DOSIS/ha	OPMERKINGS
<b>Sagtevrugteboorde</b>	1,25 l – 5 l	Dien in 200-750 l water/ha toe soos nodig in die Lente.
	1,5 l – 2,5 l <b>SCORCHER</b> plus 5 l MCPA	Dien in 200-750 l water/ha toe vir die beheer van Steenboksuring ( <i>Plantago</i> spp.), <i>Convolvulus</i> sp. sowel as eenjarige wintergrasse.
<b>Subtropiese vrugte en neutboorde</b> (bv. piesangs, tee, koffie, sitrus, avokado's, papaya's, pekanneute, makadamias ens.)	1,25 l – 5 l	Dien in 200-750 l water/ha toe met 'n laedruk vloedstraalspuitstuk. In sitrus alleenlik: dit kan met 'n geskikte geregistreerde residuele onkruiddoder soos <b>Monelo 90 WDG</b> (L6755) teen die aanbevole dosis gemeng word.
<b>Wingerd</b>	1,25 l - 5 l	Dien as 'n algehele bespuiting in 200-750 l water/ha voor bot toe. Daarna, dien as 'n direkte bespuiting toe.
	1,5 – 2,5 l <b>SCORCHER</b> plus 5 l MCPA	Dien in 200-750 l water/ha toe vir die beheer van weëblaar ( <i>Plantago</i> spp.), <i>Convolvulus</i> sp sowel as eenjarige wintergrasse.

## OPMERKINGS

- Vir verbeterde uitklopaksie van sekere onkruid, voeg **Prozamide 500 SC** (L 9491) teen die aanbevole dosis by.
- Vir langer nawerking in die wingerde en kernvrugteboorde voeg simasien teen die geregistreerde dosis by.
- Waar *Arctotheca calendula* teenwoordig is, kan die helfte van die volume van **SCORCHER** vervang word met diquat 200.

GEWAS	DOSIS/ha	OPMERKINGS
<b>Groente</b>	1,25 l – 5 l	Dien in 200-500 l water/ha toe as 'n gerigte tussenrybespuiting vir alle rygewasse waar onkruid reeds ontkiem het, maar nie groter as 10cm is nie <b>OF</b> gebruik 'n rugsakspuit wat met 'n skerm toegerus is.
<b>Suikerriet</b>	1,25 l – 5 l  Vir residuele onkruidbeheer gebruik 2 l /ha <b>SCORCHER</b> plus 'n geskikte geregistreerde residuele onkruiddoder	<b>Belangrik:</b> Raadpleeg al die etikette van die produkte wat in die mengsel met <b>SCORCHER</b> gebruik word vir veiligheidsmaatreëls, gebruiksaanwysings, gebruiksbepelings, menginstruksies en onkruidbeheer.  Dien toe in ongeveer 200 l water/ha vir vroeë naopkoms onkruidbeheer.

GEWAS	DOSIS/ha	OPMERKINGS
<b>Lusern (ouer as 6 maande)</b>	1,25 l – 5 l	Dien in 300 l water/ha toe net voor die rusperiode verby is of na oes, voor hergroei van die lusern plaasvind.



## ANDER GEBRUIKE:

GEWAS	DOSIS/ha	OPMERKINGS
Industriële gebiede as 'n onkruidodder	2,5 l – 5 l	Dien in 500 l -1000 l water/ha toe. Gebruik die hoë spuitvolume en hoë dosis vir digte onkruidgroei.
Aartappels Loof doodmaak	2,5 l – 5 l	Dien in 500 l -1000 l water /ha toe. Moet nie toedien indien die bogroei tekens van verwelking toon nie, want knolbeskadiging mag voorkom.
Suikerriet Uitdroging	2 l – 3 l	Dien in 100 l water/ha toe. Brand die suikerriet so gou moontlik na behandeling.

## NOTAS:

- Vermy spuitstofwegdrywing na aangrensende gewasse aangesien groen plantweefsel deur die spuitstof beskadig sal word.
- Met alle gewasse hierbo: Voeg 'n geskikte geregistreerde bevorderingsmiddel soos SANAWETT 90 of Wet all by teen die korrekte dosis soos wat op die etiket verskyn.

## Onkruide wat deur SCORCHER beheer sal word

Die meeste onkruide wat reeds ontkiem het.

## Onderstaande onkruide sal slegs wisselvallig beheer word:

Meerjarige onkruide  
Opslagmielies, grondbone en aartappels  
Domonia onkruid  
*Commelina benghalensis*  
*Chenopium*  
spp.  
*Conyza bonariensis*  
*Lolium* spp. (Insluitende gebruik met **Prozamide 500 SC**)  
*Plantago lanceolata*  
*Portulaca oleracea*  
Polgrasse (> 15 cm deursnee)

**SCORCHER** brand en beheer die groen dele van die meeste eenjarige onkruide wat bokant die grondoppervlakte verskyn. Dikwels vind hergroei plaas vanaf die ondergrondse dele bv. vanuit stolons of bolle.

Wisselvallige beheer van onkruide teen selfs die hoër dosisse kan as gevolg van verskillende redes voorkom:

- Droogte toestande
- Koue- of hitte-strestoestande
- Plante met wasagtige blare soos *Portulaca oleracea*.
- Plante met 'n natuurlike weerstand teen Parakwat-gebaseerde produkte, bv. *Commelina benghalensis*, *Ipomoea* spp.
- Plante met verkrygde weerstand as gevolg van herhaaldelike gebruik van Parakwat en/of glifosaat bv. *Lolium* sp. en *Conyza bonariensis* (bevestigde weerstandbedienheid in RSA).
- Swak bedekking en penetrasie op sigbare blare.
- Plante met bolle en knolle soos *Cyperus* sp. (Hergroei kan voorkom).
- Groeipunte wat deur blaarskedes beskerm word deurdat dit bedek word, asook ondergrondse groeipunte.
- Wisselvallige verhouding tussen bo-grondse dele na droë periodes of groei gedurende die winter.

## ERKENNING VAN HANDELSMERKE:

Monelo 90 WDG (L 6755)  
Prozamide 500 SC (L 9491)  
Sanawett 90 (L 4678)  
Wet all (L 8361)

Meridian Agrochemical Company (Edms.) Bpk.  
Meridian Agrochemical Company (Edms.) Bpk.  
Dow agro sciences SA (Edms.) Bpk.  
Tsunami Plant Protection (Edms.) Bpk.