

## PREFIX S EC

**BEFORE USING THIS PRODUCT, READ THE LABEL CAREFULLY**

**VERWYS NA BESONDERHEDE SOOS OP HOUER / SAK GEDRUK**

GEbruiksAANwysings INGESLUIT

Lotnummer  
Datum van vervaardiging

# PREFIX S EC

**HERBICIDE**

Reg. No. L7362, Act/Wet No. 36 of/van 1947

1: 24/07/2004

**An emulsifiable concentrate herbicide for the pre-emergence control of most annual grasses and certain broadleaf weeds in the crops as indicated.**


**'n Emulgeerbare konsentraat onkruidodder vir die vooropkoms beheer van eenjarige grasse en sekere breëblaaronkruid in die gewasse soos aangedui.**


HRAC HERBICIDE GROUP CODE	K3	HRAC ONKRUIDDODERGROEPKODE
<b>ACTIVE INGREDIENTS / AKTIEWE BESTANDELE</b>		
Acetochlor (chloroacetanilide)	840 g/ℓ	Asetochloor (chloorasetanilied)
Dichlormid (antidode)	112 g/ℓ	Dichlormied (beveiligter)

Registration Holder / Registrasiehouer  
**Meridian Agrochemical Company (Pty.) Ltd. / (Edms.) Bpk.**  
 Reg. No. 2000/010819/07  
 P.O. Box / Posbus 436, Modderfontein, 1645, South Africa / Suid-Afrika


**20ℓ**

UN Number: 3082





CAUTION / VERSIGTIG



## WARNINGS

- Poisonous if swallowed.
- Irritating to eyes and skin.
- Toxic to fish.
- Store under lock and key in a cool place.
- **FLAMMABLE** – Do not store or open container near open flame or sparks.
- Store away from food, feed, fertilizer and other agricultural products.
- Keep out of reach of children, uninformed persons and animals.
- **Aerial application:** Notify all inhabitants in the immediate vicinity of the area to be sprayed and issue the necessary warnings. Do not apply over water bodies and ensure that spray drift will not contaminate areas under treatment.

**Although this remedy has been extensively tested under a large variety of conditions, the registration holder does not warrant that it will be effective under all conditions. The activity and effect thereof may be affected by factors such as abnormal soil, climatic and storage conditions, quality of dilution water, compatibility with other substances not indicated on the label and the occurrence of resistance of the weed against the remedy, as well as by the method, time and accuracy of application. The registration holder furthermore does not accept responsibility for damage to crops, vegetation, the environment or harm to man or animal, or for lack of performance of the remedy concerned due to failure by the user to follow the label instructions, or to the occurrence of conditions which could not have been foreseen in terms of the registration. Consult the supplier in the event of any uncertainty.**

## PRECAUTIONS

- Do not inhale fumes or spray mist.
- Avoid skin and eye contact by wearing protective clothing when mixing the product.
- In case of accidental eye contact, flush with plenty of water and get medical attention if necessary.
- Wash with soap and water after use and accidental skin contact as well as contaminated clothing.
- Do not eat, drink or smoke while mixing or applying the product or before washing hands and face.
- Avoid drift of spray onto other crops, grazing, rivers, dams and areas not under treatment.
- Clean applicator after use. Dispose of rinsate where it will not contaminate crops, grazing, rivers, dams and boreholes.
- Prevent contamination of food, feeds, drinking water and eating utensils.
- Rinse empty container three times with a volume of water equal to a minimum of 10% of that of the container. Add the rinsings to the contents of the spray/mixing tank before destroying the empty container by perforation and flattening.
- Destroy the empty container and do not use for any other purpose.

## USE RESTRICTIONS

- Do not use **PREFIX S EC** on inbred parent plant lines, nor on experimental or newly released cultivars/varieties without first consulting with your supplier or with the seed company concerned.
- Do not use **PREFIX S EC** on poorly drained soils or soils with a compaction layer, as under these conditions waterlogging can occur and the herbicide may cause crop injury.
- Do not apply **PREFIX S EC** to any crop or situation not mentioned in this instruction leaflet.
- Only apply **PREFIX S EC** using an accurate and safe application technique.
- Flood irrigation can reduce weed control performance.
- Optimum weed control is obtained on a fine even seedbed, free of clods, trash and weeds. **PREFIX S EC** will also give weed control in stubble mulch or minimum tillage situations.
- If **PREFIX S EC** is used in a tank mix with other recommended herbicides, consideration should be given to the restrictions of those respective products.
- Low temperatures and/or heavy continuous rain directly after planting and application may cause injury such as poor germination and stunting of the crop. Planting too deep may further increase injury to the crop. Certain cultivars are known to be sensitive to herbicides. In cases of uncertainty, please consult your seed supplier.
- Fertiliser placement near the seed at planting must be sufficient to promote vigorous seedling growth, especially with early planting when continuous moist conditions and relatively low soil temperatures may prevail.

## RESISTANCE WARNING

For resistance management, **PREFIX S EC** is a group code K3 herbicide. Any weed population may contain individuals naturally resistant to **PREFIX S EC** and other group code K3 herbicides. The resistant individuals can eventually dominate the weed population if these herbicides are used repeatedly. These resistant weeds may not be controlled by **PREFIX S EC** or any other group code K3 herbicide.

### To delay herbicide resistance:

- Avoid exclusive repeated use of herbicides from the same herbicide group code. Alternate or tank mix with registered products from different herbicide group codes.
- For tank mixing or alternation with products in herbicide group code X or Y, refer to applicable individual product labels.
- Integrate other control methods (chemical, cultural, biological) into weed control programmes. For specific information on resistance management contact the registration holder of this product.

## DIRECTIONS FOR USE

Use only as directed.

### MIXING INSTRUCTIONS

Half-fill the spray tank with suitable water, then add the required amount of **PREFIX S EC** to the water in the tank while agitating. Fill the spray tank to the desired volume. Agitate to ensure good mixing before application. Should tank mixtures with other herbicides be made, follow the respective manufacturers' label recommendations. **Tank mixtures must be sprayed out immediately and not allowed to stand in the spray tank overnight.** Spraying equipment must be thoroughly flushed out at the end of the spraying operation.

### COMPATIBILITY

The compatibility of **PREFIX S EC** with other products depends on the formulations of the respective products as well as the quality of the spray water to be used. As formulations change from time to time it is recommended that a physical compatibility test be done prior to the tank mixture being made. **PREFIX S EC** is compatible with atrazine SC, **Atrazine 900 WG**, Combozine SC, **Rival SC**, **Premiere**, **Cyclone**, **Cyclone Elite**, standard glyphosate formulations and **Paraquat 200 SL**.

### APPLICATION METHODS

Ensure that the equipment is correctly calibrated and is checked regularly during application to ensure even and accurate application. Knapsack sprayers or tractor mounted boom sprayers may be used. A spray volume of 200-300 l/ha should be used and can be applied via flat fan-type nozzles, preferably the low drift type to avoid fine droplets. **Constant agitation throughout the spray operation is essential.** Only clean water should be used.

For optimum weed control, seedbed preparation should take place within 3 days prior to planting, followed immediately by application of the recommended quantity of **PREFIX S EC** and then 10 – 15 mm of rain or irrigation. Rain or irrigation is essential to leach the product into the zone of the germinating weeds. Under drier conditions, weeds may emerge. These should be controlled with either a shallow cultivation, which will also incorporate the herbicide into the upper 10 – 20 mm of soil.

**PREFIX S EC** must preferably be applied directly after planting, but not later than three days after planting.

### AERIAL APPLICATION

Aerial application may only be done by a registered aerial application operator using a registered and correctly calibrated aircraft according to the instructions of SANS Code 10118 (Aerial Application of Agricultural Remedies). It is important to ensure that the spray mixture is distributed evenly over the target area and that the loss of spray material during application is restricted to a minimum. It is therefore essential that the following criteria be met:

#### Equipment

- Use suitable atomising equipment (hydraulic nozzles or rotary atomisers) that will produce the desired droplet size and coverage of the target area and will ensure the minimum loss of product through drift.
- The operator must use a nozzle set-up that will produce a droplet spectrum with the lowest possible relative span.

- All nozzles and atomisers should be positioned within the inner 75% of the wingspan to prevent droplets from entering the wingtip vortices.

#### Application Parameters

- A minimum volume of 30 l spray mixture per ha is recommended. As this product has not been evaluated at a reduced volume rate, the registration holder cannot guarantee efficacy nor be held responsible for any adverse effects if this product is applied aurally at a lower volume rate than recommended.
- Ensure that the production of fine droplets, with a VMD less than 150 microns, is restricted to a minimum.
- The height of the spray boom should be maintained at between 3 and 4m above the target.
- Do not spray when the aircraft is in a climb, at the top of a turn or during a dive or when banking.
- Apply before the crop growth becomes too dense, which will interfere with overall plant coverage.

#### Meteorological Conditions

- The difference between the wet and dry bulb readings as determined by a whirling hygrometer, must not exceed 8 °C.
- Do not spray under turbulent, unstable conditions nor during the heat of the day when rising thermals and downdraughts occur.
- Do not spray under temperature inversion conditions (spraying in or above the inversion layer).
- Do not spray when the wind speed exceeds 15 km per hour.

#### General

- Ensure that fields are accurately marked and that the aerial spray operator knows exactly which fields to spray.
- Obtain an assurance from the aerial spray operator that the above requirements will be met.

#### Pre-emergence application:

- A minimum spray volume of 30 l/ha.
- A minimum of 30 to 40 droplets per cm<sup>2</sup> must be recovered on the target area.
- Employ a droplet spectrum with VMD of 450 micron.

#### RECOMMENDATIONS

CROP	% CLAY	DOSAGE RATE (l/ha)	TIMING OF APPLICATION
Maize and Sweetcorn Pre-emergence application	0 - 10	0,75 - 1,25	Apply after planting but before crop and weed emergence.
	11 - 20	1,25 - 1,75	Apply within 3 days of planting.
	21 - 30	1,75 - 2,0	The higher rates should be used on heavier soils and/or for improved control of <i>Digitaria sanguinalis</i> and <i>Urochloa panicoides</i> .
	31 - 40	2,0 - 2,25	
	41 - 55	2,25	

#### Remarks

- In minimum tillage situations, the recommended quantity of **PREFIX S EC**, may be tank-mixed with the required dosage of either glyphosate or **Paraquat 200 SL** (depending on weed stage) and applied as a broadcast application to destroy established weeds prior to planting.

#### TANK MIXTURES

##### 1) PREFIX S EC PLUS TRIAZINES

CROP	% CLAY	DOSAGE RATE (l/ha or kg/ha)			
		PREFIX S EC	PLUS		
			atrazine 500 SC	OR Atrazine 900 WG	OR Combozine 600 SC
Maize Pre-emergence application of tank mixtures	0 - 10	0,75 - 1,25	1,75 - 2,5	1,0 - 1,4	2,0
	11 - 20	1,25 - 1,75	2,0 - 3,25	1,1 - 1,8	2,7
	21 - 30	1,75 - 2,0	2,5 - 4,0	1,4 - 2,2	3,3
	31 - 40	2,0 - 2,25	3,25 - 4,75	3,0 - 2,6	4,0
	> 40	2,25	3,5 - 5,0	2,0 - 2,8	4,0

## Remarks

- Broadleaf weeds and grasses will be controlled, and yellow nutsedge will be conditionally controlled, with tank mixtures of **PREFIX S EC** plus atrazine 500 SC, **Atrazine 900 WG** or Combozine 600 SC.
- When a shorter soil persistence is required in view of follow-up crops use only 1,5  $\mu$ /ha atrazine SC on soils up to 35 % clay and 2,0  $\mu$ /ha atrazine SC on soils over 35 % clay.
- Adhere to the use restrictions as indicated on the labels of the products containing triazines for follow-up crops.
- Use the lower rates on lighter soils and lower weed pressure. The higher rates should be used on heavier soils and/or for improved control of *Digitaria sanguinalis*, *Urochloa panicoides* and *Cyperus esculentus*.
- Apply within 3 days of planting.
- In minimum tillage situations, the recommended quantity of **PREFIX S EC**, may be tank-mixed with the required dosage of either glyphosate or **Paraquat 200 SL** (depending on weed stage) plus atrazine 500 SC or **Atrazine 900 WG** or Combozine 600 SC and applied as a broadcast application to destroy established weeds prior to planting.

## 2) PREFIX S EC PLUS RIVAL SC

CROP	% CLAY	PREFIX S EC (ℓ/ha)	Rival SC (ℓ/ha)
Maize Pre-emergence application of tank mixtures	0 - 10	0,4 - 0,8	2,3
	11 - 20	0,6 - 1,0	2,7
	21 - 30	0,9 - 1,4	3,3
	31 - 40	1,2 - 1,5	4,2
	> 40	---	---

## Remarks

- Adhere to the use restrictions as indicated on the labels of the products containing triazines for follow-up crops.
- Use the lower rates on lighter soils and lower weed pressure. The higher rates should be used on heavier soils and/or for improved control of *Digitaria sanguinalis*, *Urochloa panicoides* and *Cyperus esculentus*.
- Apply within 3 days of planting.

## 3) PREFIX S EC PLUS RIVAL SC (SPLIT TREATMENT)

CROP	% CLAY	PREFIX S EC (ℓ/ha) Post-plant Pre-emergence	Rival SC (ℓ/ha) Early post-emergence
Maize	0 - 10	0,5 - 0,75	2,5
	11 - 20	0,75 - 1,0	2,9
	21 - 30	1,0 - 1,5	3,3
	31 - 50	1,0 - 1,5	3,3 - 5,0

## Remarks

- Adhere to the use restrictions as indicated on the labels of the products containing triazines for follow-up crops.
- Use the lower rates on lighter soils and lower weed pressure. The higher rates should be used on heavier soils and/or for improved control of *Digitaria sanguinalis*, *Urochloa panicoides* and *Cyperus esculentus*.
- Apply within 3 days of planting.
- **PREFIX S EC** can be applied as a broadcast or band treatment according to label recommendations. **Rival SC** can be applied after the crop has emerged and before weeds develop beyond the recommended growth stages to give extended grass and broadleaf weed control. Dosage rates for band treatments should be adjusted accordingly.

## 4) NORTHERN AND WESTERN FREE STATE AND NORTH WEST PROVINCE ONLY

CROP	% CLAY	DOSAGE RATE (ℓ/ha)			
		PREFIX S EC	Atrazine 900 WG	atrazine 500 SC	Combozine 600 SC
Maize Pre-emergence tank mixtures	0 - 10	0,5	1,0 - 1,25	1,75 - 2,25	1,9
	11 - 15	0,75	1,25	2,25	1,9
	16 - 20	0,9	1,4	2,5	2,1
	21 - 30	1,0	1,5	2,75	2,3

## Remarks

- Apply post-plant pre-emergence of crop and weeds. Apply within 3 days of planting.
- Yellow nutsedge (*Cyperus esculentus*) control may not be satisfactory and *Tagetes minuta* may not be controlled season long. *Datura spp.* may not always be well controlled, particularly on heavy soils.

CROP	% CLAY	PREFIX S EC (l/ha)	TIMING OF APPLICATION
Groundnuts	0 –10	0,75 – 1,5	Apply to a well prepared seedbed after planting but before crop and weed emergence.
Pre-emergence application	11-20 21-30	1,0 – 2,0 1,5 – 3,0	Use the higher rate for extended and improved control of broadleaf weeds, crab finger grass and yellow nutsedge.

## WEEDS CONTROLLED BY PREFIX S EC:

### Grass species (pre-emergence only)

<i>Brachiaria eruciformis</i>	Sweet signal grass
<i>Chloris virgata</i>	Feathertop Chloris
<i>Digitaria sanguinalis</i>	Crab finger-grass
<i>Eleusine indica</i>	Goose grass
<i>Panicum maximum</i>	Common buffalo grass
<i>Panicum schinzii</i>	Sweet buffalo grass
<i>Setaria pallide-fusca</i>	Red bristle grass
<i>Setaria verticillata</i>	Sticky bristle grass
<i>Urochloa panicoides</i>	Herringbone grass

### Broadleaf weeds (Pre-emergence only)

<i>Amaranthus hybridus</i>	Common pigweed
<i>Amaranthus spinosus</i>	Thorny pigweed
<i>Amaranthus thunbergii</i>	Red pigweed
<i>Anagallis arvensis</i>	Pimpernel
<i>Chenopodium carinatum</i>	Green goosefoot
<i>Commelina benghalensis</i>	Bengal wandering jew
<i>Galinsoga parviflora</i>	Gallant soldier
<i>Portulaca oleracea</i>	Purslane
<i>Schkuhria pinnata</i>	Dwarf marigold
<i>Tagetes minuta</i>	Khaki weed

### Variable control (pre-emergence)

<i>Cyperus esculentus</i>	Yellow nutsedge
<i>Chenopodium album</i>	White goosefoot
<i>Cleome monophylla</i>	Spindlepod

## NOTE:

The variable control of weeds mentioned directly above is dependent upon environmental conditions. The pre-emergent control of *Cyperus esculentus* is dependent on the following: Where a dosage choice is given, use the higher rate.

- Planting into a firm and fine seedbed must be preceded by a deep ploughing.
- **PREFIX S EC** must be applied within 2 days after planting.
- Sufficient continual soaking rain or irrigation (at least 15 mm on light soils and 25 mm on heavy soils) must fall within 7 days of spraying for the herbicide to be leached into the germination zone.

To increase the spectrum of broadleaf weeds controlled, it is recommended that either tank mixes or follow-up application of standard registered broadleaf herbicides are used in combination with **PREFIX S EC**, in accordance with the manufacturer's label recommendations.

The registration holder does not accept any liability in respect of the control of unlisted weeds.

## ACKNOWLEDGEMENT OF TRADEMARKS

Atrazine 900 WG (L 8890)  
Combozine SC (L 6713)  
Paraquat 200 SL (L 9082)  
Rival SC (L 7363)

Meridian Agrochemical Company (Pty) Ltd  
Tsunami Plant Protection (Pty) Ltd  
Meridian Agrochemical Company (Pty) Ltd  
Meridian Agrochemical Company (Pty) Ltd

## WAARSKUWINGS

- Giftig indien ingesluk.
- Verorsaak irritasie van oë en vel. ☐ Gevaarlik vir visse.
- Berg agter slot en grendel in 'n koel plek.
- Berg weg van voedsel, voer, kunsmis en ander landbou produkte.
- Hou buite bereik van kinders, oningeligte persone en diere.
- **Lugtoediening:** Stel al die inwoners in die onmiddellike omgewing van die gebied wat bespuit gaan word in kennis en reik nodige waarskuwings uit. Moet nie oor wateroppervlaktes spuit nie en tref voorsorg dat die spuitnewel nie water of aangrensende gebiede besoedel nie.

**Alhoewel hierdie middel omvattend onder 'n groot verskeidenheid toestande getoets is, waarborg die registrasiehouer nie dat dit onder alle toestande doeltreffend sal wees nie. Die werking en doeltreffendheid daarvan kan beïnvloed word deur faktore soos abnormale klimaatsen bergingstoestande, kwaliteit van die verdunningswater, verenigbaarheid met ander stowwe wat nie op die etiket aangedui word nie en die voorkoms van weerstand van die onkruid teen die betrokke middel sowel as die tyd, metode en akkuraatheid van toediening. Verder aanvaar die registrasiehouer nie verantwoordlikheid vir skade aan gewasse, plantegroei en die omgewing of nadelige invloede op mens of dier of vir 'n gebrek aan prestasie van die betrokke middel as gevolg van versuim van die gebruiker om etiketaanwysings na te kom, of as gevolg van die ontstaan van toestande wat nie kragtens die registrasie voorsien kon word nie. Raadpleeg die verskaffer in die geval van enige onsekerheid.**

## VOORSORGMATREËLS

- Moet nie dampe of spuitnewel inasem nie.
- Vermoed kontak met die vel en oë deur beskermende klere te dra wanneer die produk gemeng word.
- Indien produk in aanraking met die oë kom, spoel met water en kry mediese aandag indien nodig.
- Was met seep en water na gebruik en toevallige vel kontak, sowel as besoedelde klere na gebruik.
- Moet nie eet, drink of rook tydens vermenging of toediening van die produk of voordat die hande en gesig gewas is nie.
- Vermoed spuitnewelwegdrywing na ander gewasse, weiveld, riviere, damme en plekke wat nie behandel moet word nie.
- Maak toedieningsapparaat skoon na gebruik. Uitspoelwater moet nie gewasse, weiveld, riviere, damme en boorgate besoedel nie.
- Voorkom die besoedeling van voedsel, voer, drinkwater en eetgerei.
- Spoel die leë houer drie keer uit met 'n volume water gelykstaande aan 'n minimum van 10% van die houer. Gooi die spoelwater by die inhoud van die spuittenk voordat die houer gate ingeslaan en plat geslaan word.
- Vernietig die leë houer en moet dit vir geen ander doel gebruik nie.

## GEBRUIKSBEPERKINGS

- Moet nie **PREFIX S EC** op ingeteelde ouerplante, eksperimentele of nuut vrygestelde mielie kultivars gebruik alvorens die vervaardigers of saadverspreiders geraadpleeg is nie.
- Moet nie **PREFIX S EC** op swak gedreineerde grond toedien nie. Die onkruidododer mag tydens versuip toestande skade aan gewasse veroorsaak.
- Moet nie **PREFIX S EC** toedien op enige gewas of toestand wat nie op hierdie etiket verskyn nie.
- Dien **PREFIX S EC** slegs toe met akkurate en veilige toedieningsmetodes.
- Vloedbesproeiing mag lei tot verminderde onkruidbeheer.
- Optimale onkruidbeheer word verkry op 'n fyn, gelyk saadbed wat vry van kluite, onkruid en plantreste is. **PREFIX S EC** sal ook onkruidbeheer waar verminderde of deklaagbewerking toegepas word.
- As **PREFIX S EC** met ander middels in tenkmengsels gebruik word, moet die gebruiksaanwysings van die betrokke produk gevolg word.
- Lae temperature en/of swaar aanhoudende reën direk na plant en toediening, mag swak ontkieming en gewasskade veroorsaak. Saad wat te diep geplant is, kan verdere skade veroorsaak. Daar is enkele bekende kultivars wat gevoelig is vir onkruidododers. Raadpleeg u saadfirma.

- Verseker dat voldoende kunsmis met plant naby die saad geplaas word om kragtige saailinggroei te bevorder. Dit is veral van belang waar vroeg geplant word terwyl die grondtemperatuur relatief laag is, met 'n aanhoudende vogtige klimaat.

#### **WEERSTANDSWAARSKUWING**

**PREFIX S EC** is 'n groepkode K3 onkruidodder. Enige populasie van 'n spesifieke onkruid mag individue insluit wat 'n natuurlike weerstand teen **PREFIX S EC**, of enige ander groepkode K3 onkruidodder het. Indien hierdie onkruidodders herhaaldelik aangewend word, kan die weerstandbiedende individue uiteindelik die onkruid populasie oorheers. Hierdie weerstandbiedende onkruid sal waarskynlik nie deur **PREFIX S EC** of enige ander groepkode K3 onkruidodder beheer word nie.

#### **Om weerstand teen onkruidodders te vertraag**

- Vermoed die eksklusiewe herhaaldelike gebruik van onkruidodders in dieselfde groepkode. Wissel af met, of gebruik tenkmengsels van produkte in verskillende onkruidoddergroepkodes.
- Raadpleeg toepaslike individuele produketikette wanneer daar afgewissel word, of tenkmengsels gemaak word, met produkte in onkruidoddergroepkodes X of Y.
- Integreer ander beheermaatreëls (chemies, verbouing, biologies) in onkruidodder programme.

Vir spesifieke inligting oor weerstandsbestuur kontak die registrasiehouer van hierdie produk.

#### **GEBRUIKSAANWYSINGS**

**Gebruik slegs soos aangedui.**

#### **MENGINSTRUKSIES**

Maak die spuitenk halfvol met geskikte water en voeg die benodigde hoeveelheid **PREFIX S EC** by terwyl water aanhoudend geroer word. Maak die spuitenk tot die finale volume vol. Roer goed om vermenging te verseker voordat die mengsel toegedien word.

As tenkmengsels gemaak word met ander middels, moet die besondere vervaardiger se etiket gevolg word. **Die tenkmengsel moet onmiddellik uitgespuit word en nie toegelaat word om oornag in die spuitenk te staan nie.** Die spuittoerusting moet aan die einde van toediening deeglik uitgewas word.

#### **VERENIGBAARHEID**

Die verenigbaarheid van **PREFIX S EC** met ander produkte hang af van die formulering van die betrokke produkte asook die kwaliteit van die spuitwater. As gevolg van die veranderinge in formulering, word dit aanbeveel dat 'n fisiese verenigbaarheidstoets uitgevoer word voor die tenkmengsel gemaak word. **PREFIX S EC** is verenigbaar met atrasiene SC, **Atrazine 900 WG**, **Comazine SC**, **Rival SC**, **Cyclone**, **Cyclone elite**, standaard glifosaat formuleringe en **Paraquat 200 SL**.

#### **TOEDIENINGSMETODES**

Maak seker dat die spuittoerusting reg gekalibreer is en voortdurend tydens die toediening nagegaan word om seker te maak dat die toediening egalig en akkuraat is. Rugsakspuit of 'n konvensionele spuitbalk kan gebruik word. 'n Totale spuitvolume van 200 – 300 l/ha moet gebruik word en kan toegedien word met platwaaierspuitpunte, verkieslik die lae dryf tipe om fyn druppels te voorkom. **Die mengsel moet aanhoudend en deeglik geroer word tydens toediening.** Gebruik net skoon water vir toediening.

Vir optimale onkruidbeheer, moet die saadbed binne 3 dae voor plant voorberei word, dit moet onmiddellik gevolg word deur die **PREFIX S EC** behandeling gevolg deur 10 – 15 mm reën of besproeiing. Reënval of besproeiing kort na toediening is noodsaaklik om die onkruidodder in die bogrondlae in te loog waar die ontkiemende onkruid voorkom. Onder droë toestande mag onkruidsaailinge opkom. Dié onkruid kan vernietig word deur 'n vlak bewerking wat terselfdertyd die onkruidodder met die boonste 10 – 20 mm grondlaag vermeng. **PREFIX S EC** moet verkieslik onmiddellik na-plant toegedien word, maar nie later as 3 dae na plant.

#### **LUGTOEDIENING**

Lugtoediening mag slegs deur 'n geregistreerde lugbespuitingsoperateur met 'n geregistreerde en korrek gekalibreerde vliegtuig volgens die instruksies van SANS Kode 10118 (Aerial Application of Agricultural Remedies) gedoen word. Dit is belangrik om te verseker dat die spuitmengsel eweredig



oor die teiken area versprei word en dat die verlies aan spuitmengsel tydens toediening tot 'n minimum beperk word. Die volgende kriteria moet nagekom word;

#### Toerusting

- Gebruik geskikte atomiseringsapparaat (hidroliese of roterende spuitkoppe) wat die vereiste druppelgrootte en bedekking van die teiken area sal produseer, maar wat die minste verlies van produk deur wegdrywing sal verseker.
- Die operateur moet 'n spuitstelsel gebruik wat 'n druppelspektrum met die kleinste moontlike relatiewe span sal produseer.
- Al die spuitkoppe en atomiseerders moet in die binneste 75% van die vlerkspan geplaas word om die beweging van druppels in die vlerkvorteks in te beperk.

#### Toedieningsvereistes

- 'n Minimum volume van 30 l spuitmengsel per ha word aanbeveel. Aangesien hierdie produk nie teen 'n verlaagde spuitvolume getoets is nie, kan die registrasiehouer nie effektiwiteit waarborg of verantwoordelik gehou word vir enige nadelige effek indien hierdie produk teen 'n laer volume as hierbo aanbeveel, uit die lug toegedien word nie.
- Verseker dat die produksie van fyn druppels, die wat kleiner as 150 mikron is, tot 'n minimum beperk word.
- Die hoogte van die spuitbalk moet tussen 3 en 4m bo die teiken gehandhaaf word. □  
Moet nie spuit wanneer die vliegtuig aan die bopunt van 'n draai is of tydens 'n duik of terwyl dit uitklim of draai nie.
- Dien toe voordat die gewas te ruig word aangesien die druppelbedekking op die plante sal verminder word.

#### Meteorologiese Toestande

- Die verskil tussen die nat- en droëbollesing, soos met 'n swaai-higrometer bepaal, moet nie 8 °C oorskry nie.
- Moenie toedien tydens turbulente en onstabiele weerstoestande of gedeurende die hitte van die dag wanneer stygende en dalende konveksie windbeweging plaasvind nie.
- Moenie toedien onder temperatuur inversie toestande (deur bo of binne die inversie laag te spuit) nie.
- Moenie spuit indien die windspoed 15 km per uur oorskry nie.

#### Algemeen

- Sorg dat die lande akkuraat gemerk is en die spuitoperateur presies weet watter lande gespuit moet word.
- Verkry 'n versekering van die spuitoperateur dat aan die bogenoemde vereistes voldoen sal word.

#### Voor-opkoms toediening:

- Dien 'n minimum van 30 l/ha toe.
- 'n Minimum van 30 – 40 druppels op the teikenoppervlak herwin word.
- Gebruik 'n druppel spektrum met 'n VMD van 450 mikron.

#### AANBEVELINGS

GEWAS	% KLEI	DOSIS (l/ha)	TOEDIENINGSTYD
<b>Mielies en suikermielies</b>	0 – 10	0,75 – 1,25	Dien toe na plant maar voor die opkoms van die gewas en die ontkieming van die onkruid.
	11 – 20	1,25 – 1,75	Dien toe binne 3 dae van uitplant.
	Voor-opkoms	1,75 – 2,0	Gebruik die hoër dosis op swaar gronde en/of vir
	toediening	2,0 – 2,25	bykomende beheer van <i>Digitaria sanguinalis</i> en <i>Urochloa panicoides</i> .
	41 – 55	2,25	

#### Opmerkings

- Onder minimum bewerkingstoestande kan die aanbevole hoeveelheid **PREFIX S EC** saam met die benodigde hoeveelheid glifosaat of **Paraquat 200 SL** gemeng word (afhangend van onkruidstadium). Die mengsel kan as 'n algehele bespuiting toegedien word om gevestigde onkruid voor-plant te beheer.

#### TENKMENGSELS 1) PREFIX S EC PLUS TRIASIENE

GEWAS	% KLEI	DOSIS (ℓ/ha of kg/ha)			
Mielies Voor-opkoms toediening van tenkmengsels	0 – 10 11 – 20 21 – 30 31 – 40 > 40	PREFIX S EC	PLUS		
			atrasien 500 SC	OF Atrazine 900 WG	OF Combozine 600 SC
		0,75 – 1,25	1,75 – 2,5	1,0 – 1,4	2,0
		1,25 – 1,75	2,0 – 3,25	1,1 – 1,8	2,7
		1,75 – 2,0	2,5 – 4,0	1,4 – 2,2	3,3
2,0 – 2,25	3,25 – 4,75	3,0 – 2,6	4,0		
2,25	3,5 – 5,0	2,0 – 2,8	4,0		

#### Aanmerkings

- Breëblaar onkruid sowel as grasse sal beheer word, en geeluintjie sal voorwaardelik beheer word met tenkmengsels van **PREFIX S EC** plus atrasien 500 SC, **Atrazine 900 WG** of Combozine 600 SC.
- Wanneer 'n kort grond-nawerking verlang word t.o.v. opvolg gewasse, gebruik alleenlik 1,5 ℓ /ha atrasien 500 SC op gronde tot 35% klei en 2,0 ℓ/ha op gronde bo 35% klei.
- Hou by die gebruiksbeperkings vir opvolg gewasse soos op die etikette aangedui van die triasien bevattende middels.
- Gebruik die laer dosisse op die ligter gronde en waar die onkruidpopulasie druk nie so hoog is nie. Die hoër dosisse word aanbeveel op swaarder gronde en vir beter beheer van *Digitaria sanguinalis*, *Cyperus esculentus* en *Urochloa panicoides*. □ Dien toe binne 3 dae van uitplant.

#### 2) PREFIX S EC PLUS RIVAL SC

GEWAS	% KLEI	PREFIX S EC (ℓ/ha)	Rival SC (ℓ/ha)
Mielies	0 – 10	0,4 – 0,8	2,3
Voor-opkoms	11 – 20	0,6 – 1,0	2,7
toediening van	21 – 30	0,9 – 1,4	3,3
tenkmengsels	31 – 40	1,25 – 1,5	4,2
	> 40	---	---

#### Aanmerkings

- Hou by die gebruiksbeperkings vir opvolg gewasse soos op die etikette aangedui van die triasien bevattende middels.
- Gebruik die laer dosisse op die ligter gronde en waar die onkruidpopulasie druk nie so hoog is nie. Die hoër dosisse word aanbeveel op swaarder gronde en vir beter beheer van *Digitaria sanguinalis*, *Cyperus esculentus* en *Urochloa panicoides*.
- Dien toe binne 3 dae van uitplant.

#### 3) PREFIX S EC PLUS RIVAL SC (SPLITTOEDIENING)

GEWAS	% KLEI	PREFIX S EC (ℓ/ha) Naplant Voor- opkoms	Rival SC (ℓ/ha) Vroeë na-opkoms
Mielies	0 – 10	0,5 – 0,75	2,5
	11 – 20	0,75 – 1,0	2,9
	21 – 30	1,0 – 1,5	3,3
	31 – 50	1,0 – 1,5	3,3 – 5,0

#### Aanmerkings

- Hou by die gebruiksbeperkings vir opvolg gewasse soos op die etikette aangedui van die triasien bevattende middels.
- Gebruik die laer dosisse op die ligter gronde en waar die onkruidpopulasie druk nie so hoog is nie. Die hoër dosisse word aanbeveel op swaarder gronde en vir beter beheer van *Digitaria sanguinalis*, *Cyperus esculentus* en *Urochloa panicoides*.
- Dien toe binne 3 dae van uitplant.
- PREFIX S EC** kan toegedien word as 'n algehele- of strooktoediening toegedien word volgens etiketaanbevelings. **Rival SC** kan nadat die gewas opgekom het en voordat die onkruid verder as die aanbevole groeistadiums ontwikkel het, toegedien word om verlengde

gras- en breëblaar beheer te gee. Toedienings vir strookbehandeling moet dienoreenkomstig aangepas word.

#### SLEGS NOORD-WES-VRYSTAAT EN NOORDWES PROVINSIE

GEWAS	% KLEI	DOSIS (ℓ/ha)			
		PREFIX S EC	Atrazine 900 WG	atrasien 500 SC	Combozine 600 SC
<b>Maize</b> Voor-opkoms tenkmengsels	0 – 10	0,5	1,0 – 1,25	1,75 – 2,25	1,9
	11 – 15	0,75	1,25	2,25	1,9
	16 – 20	0,9	1,4	2,5	2,1
	21 – 30	1,0	1,5	2,75	2,3

#### Aanmerkings

- Dien toe na-plant maar voor-opkoms van gewas en onkruid.
- Dien toe binne 3 dae van uitplant.
- Geeluintjie (*Cyperus esculentus*) beheer kan dalk nie bevredigend wees nie en *Tagetes minuta* mag dalk nie vir die hele seisoen beheer word nie. *Datura spp.* mag soms swak beheer word veral op swaar gronde.

GEWAS	% KLEI	PREFIX S EC (ℓ/ha)	TOEDIENING
<b>Grondbone</b> Voor-opkoms toediening	0-10 1 -20 21-30	0,75 – 1,5 1,0 – 2,0 1,5 – 3,0	Dien toe op 'n goed voorbereide saadbed, na uitplant maar voor-opkoms van gewas en onkruid. Gebruik die hoër dosis vir verlengde en bykomende beheer van breëblaar onkruid sowel as kruisvingergras en geeluintjie.

#### ONKRUIDE WAT BEHEER SAL WORD DEUR PREFIX S EC

##### Grassoorte (slegs voor-opkoms)

<i>Brachiaria eruciformis</i>	Litjiessinjalgras
<i>Chloris virgata</i>	Witpluim-Chloris
<i>Digitaria sanguinalis</i>	Kruisvingergras
<i>Eleusine indica</i>	Jongosgras
<i>Panicum maximum</i>	Gewone buffelsgras
<i>Panicum schinzii</i>	Soetbuffelsgras
<i>Setaria pallide-fusca</i>	Rooiborselgras
<i>Setaria verticillata</i>	Klitsborselgras
<i>Urochloa panicoides</i>	Beesgras

##### Breëblaaronkruid (slegs voor-opkoms)

<i>Amaranthus hybridus</i>	Gewone misbredie
<i>Amaranthus spinosus</i>	Doringmisbredie
<i>Amaranthus thunbergii</i>	Roويمisbredie
<i>Anagallis arvensis</i>	Pimpernel
<i>Chenopodium album</i>	Withondebossie
<i>Chenopodium carinatum</i>	Groenhondebossie
<i>Commelina benghalensis</i>	Bengaalse wandelende jood
<i>Galinsoga parviflora</i>	Knopkruid
<i>Portulaca oleracea</i>	Porslein
<i>Schkuhrhria pinnata</i>	Kleinkakiebos
<i>Tagetes minuta</i>	Kakiebos

##### Wisselvallige beheer (voor-opkoms)

<i>Cyperus esculentus</i>	Geeluintjie
<i>Chenopodium album</i>	Withondebossie
<i>Cleome monophylla</i>	Rusperbossie

**NOTA:**

Die wisselvallige beheer van bogenoemde onkruid is afhanklik van omgewingstoestande.

Die voor-opkoms beheer van *Cyperus esculentus* is afhanklik van die volgende:

- Waar 'n dosis keuse gegee word moet die hoër dosis gebruik word.
- Voor aanplanting plaasvind, moet die grond diep bewerk word en 'n fyn, gelyk saadbed moet geskep word.
- **PREFIX S EC** moet toegedien word binne 2 dae van die plantproses.
- Genoeg aanhoudende reën of besproeiing (ten minste 15 mm op ligte gronde en 25 mm op swaar gronde) moet binne 7 dae van bespuiting val, sodat die onkruidodder in die ontkiemingsgebied in geloog kan word.

Om die beheerspektrum van breëblaar onkruid te verbeter, word dit aanbeveel om of tenkmengsels of opvolg bespuitings te maak, saam met geregistreerde breëblaar onkruid beheermiddels, in kombinasie met **PREFIX S EC**, in ooreenstemming met die vervaardigers se aanbevelings.

Die registrasiehouer neem geen verantwoordelikheid vir onkruid wat nie gelys is nie.

**ERKENNING VAN HANDELSMERKE**

Atrazine 900 WG (L 8890)

Combozine SC (L 6713)

Paraquat 200 SL (L 9082)

Rival SC (L 7363)

Meridian Agrochemical Company (Pty) Ltd

Tsunami Plant Protection (Pty) Ltd

Meridian Agrochemical Company (Pty) Ltd

Meridian Agrochemical Company (Pty) Ltd