

ALKANOX EC


BEFORE USING THIS PRODUCT, READ THE LABEL CAREFULLY

VERWYS NA BESONDERHEDE SOOS OP HOUER / SAK GEDRUK

GEBRUIKSAANWYSINGS INGESLUIT

Lotnummer
Datum van vervaardiging

HERBICIDE



ALKANOX EC

Reg. No. L9764, Act/Wet No. 36 of/van 1947

1: 18/03/2015

An emulsifiable concentrate herbicide for the selective control of various weeds in the crops as listed.


'n Emulgeerbare konsentraat onkruidodder vir die selektiewe beheer van verskeie onkruid in gewasse soos aangedui.

HRAC HERBICIDE GROUP CODE	O;O	HRAC ONKRUIDODDERGROEPKODE
ACTIVE INGREDIENTS / AKTIEWE BESTANDELE		
Fluroxypyr (pyridinecarboxylic acid) 240 g/ℓ		Fluroksipir (piridienkarboksielsuur)
Triclopyr (pyridyloxy compound) 120 g/ℓ		Triklopir (piridiloksieverbinding) (as butoksie-etieslester)


Registration Holder / Registrasiehouer
Meridian Agrochemical Company (Pty.) Ltd. / (Edms.) Bpk.
 Reg. No. 2000/010819/07
 P.O. Box / Posbus 436, Modderfontein, 1645, South Africa / Suid-Afrika

20ℓ


UN Number: 1993



HARMFUL / SKADELIK







DIRECTIONS FOR USE ENCLOSED

Batch Number
Date of manufacture

REFER TO DETAILS AS PRINTED ON CONTAINER / BAG

WARNINGS

Withholding periods:

Allow the following minimum number of days between last treatment and harvesting:

Barley.....	100 days
Maize.....	100 days
Wheat.....	100 days

- **ALKANOX EC** may be used on wheat and Barley intended for commercial grain only.
- **ALKANOX EC** has been tested on the most important commercial varieties without any phytotoxic effects. More susceptible cultivars may be released in future which will need to be tested; for this, apply **ALKANOX EC** to a limited test area before commercial applications are made.
- Handle with care.
- May irritate eyes and skin.
- Store in the original container in a safe place away from food, feed, fertilizer and other agricultural remedies.
- Keep out of reach of children, animals and uninformed persons.
- **In case of poisoning, contact a doctor and show them this label.**
- **Re-entry** – Do not enter the treated area within 1 day after application unless wearing suitable protective clothing.

Although this remedy has been extensively tested under a large variety of conditions, the registration holder does not warrant that it will be effective under all conditions. The activity and effect thereof may be affected by factors such as abnormal soil, climatic and storage conditions, quality of dilution water, compatibility with other substances not indicated on the label and the occurrence of resistance of the weed against the remedy, as well as by the method, time and accuracy of application. The registration holder furthermore does not accept responsibility for damage to crops, vegetation, the environment or harm to man or animal, or for lack of performance of the remedy concerned due to failure by the user to follow the label instructions, or to the occurrence of conditions which could not have been foreseen in terms of the registration. Consult the supplier in the event of any uncertainty.

PRECAUTIONS

- Avoid skin and eye contact by wearing protective clothing when mixing the product.
- Do not inhale fumes or mist.
- Do not smoke, eat or drink whilst handling this product.
- Prevent contamination of food, feed, drinking water as well as eating utensils.
- In the case of eye contact, flush the product out immediately. In the case of skin contact; wash the product off immediately with soap and water. Remove and wash contaminated clothing immediately.
- Wash contaminated clothing daily.
- Invert the empty container over the spraying or mixing tank and allow it to drain for at least thirty seconds after the flow has slowed down to a drip. Thereafter, rinse the container three times with a volume of water equal to at least 10% of the volume of the container. Add the rinsings to the contents of the spray tank before destroying container in the prescribed manner.
- Whilst spraying, avoid contact with the spray as much as possible. Avoid spray drift onto other crops, grazing, rivers or dams.
- Clean the applicator thoroughly following use and dispose of the wash water where it will not contaminate crops, grazing, rivers and dams. Destroy the empty container and do not use it for any other purpose.

SYMPTOMS OF HUMAN POISONING

Irritation effects on skin and mucous membranes are common reactions. May cause skin and eye irritation. May cause asthma – like symptoms. Skin contact may aggravate any preexisting dermatitis. Repeated excessive exposure may aggravate any pre-existing lung disease.

FIRST AID TREATMENT

Inhalation: Remove victim to fresh air. Keep patient calm. If the patient is not breathing, **seek medical attention**. Apply artificial respiration. If by mouth – to – mouth, use rescuer protection.

Skin contact: Immediately remove contaminated clothing and flush body and clothes with large amounts of water for at least 15 to 20 minutes. Wash thoroughly with soap and water (including hair, skin and fingernails) Wash contaminated clothing before re-use. **Seek medical assistance**. Persons providing first aid must wear gloves to avoid selfcontamination.

Eye contact: Flush eyes with plenty of clean water for at least 15 minutes holding eyelids open. Remove contact lenses if present after the first 5 minutes. **Seek medical assistance**. Obtain medical attention immediately if irritation persists.

Ingestion: Rinse mouth immediately and get patient to drink plenty of water (if patient is conscious, alert and able). **Seek medical attention immediately. Do not** induce vomiting unless told to do so by a poison control centre or doctor. Never induce vomiting or give anything by mouth to a victim who is unconscious or is having convulsions.

NOTE TO PHYSICIAN

There is no specific antidote if this product is ingested. Treat symptomatically (decontamination, vital functions) and supportively. May cause asthma – like symptoms. Bronchodilators, expectorants, antitussives and corticosteroids may be of help. The decision of whether or not to induce vomiting must be made by a physician. If lavage is performed, endotracheal and/or esophageal control is suggested. The danger from lung aspiration must be weighed against the toxicity when considering emptying the stomach. Skin contact may aggravate any pre-existing dermatitis. Repeated excessive exposure may aggravate any pre-existing lung disease.

MODE OF ACTION

After predominantly foliar uptake, fluroxypyr-meptyl is hydrolyzed to the parent acid (fluroxypyr) and translocated to other parts of the plant. There it acts by inducing auxin type responses.

Triclopyr is a selective systemic herbicide, rapidly absorbed by the foliage and roots and translocated throughout the plant. It accumulates in the meristematic tissue where it induces auxin-type responses.

RESISTANCE WARNING

For resistance management, **ALKANOX EC** is a group code O herbicide. Any weed population may contain individuals naturally resistant to **ALKANOX EC** and other group code O herbicides. The resistant individuals can eventually dominate the weed population if these herbicides are used repeatedly. These resistant weeds may not be controlled by **ALKANOX EC** or any other group code O herbicide.

To delay herbicide resistance:

- Avoid exclusive repeated use of herbicides from the same herbicide group code. Alternate, or tank mix, with registered products from different herbicide group codes.
- Integrate other control methods (chemical, cultural, biological) into weed control programmes.

For specific information on resistance management contact the registration holder of this product.

The presence of resistant weeds is difficult to detect prior to use and therefore neither the Registration Holder nor the Distributor can accept responsibility for any losses as a result of **ALKANOX EC** not controlling resistant weeds. Do not apply **ALKANOX EC** alone in situations where weed resistance has been confirmed. Sub-standard application of **ALKANOX EC** will lead to inferior weed control and may assist in development of herbicide resistance.

USE RESTRICTIONS

- Do not apply **ALKANOX EC** to any crop or situation not mentioned in this instruction leaflet.
- Only apply **ALKANOX EC** using an accurate and safe application technique.
- If **ALKANOX EC** is used in a tank mix with other recommended products, consideration should be given to the restrictions of those respective products.
- Do not allow spray drift to contact susceptible broad leaf crops such as sunflowers and potatoes.
- Do not spray directly into the funnel of maize plants
- Target plants must be actively growing.
- Do not apply **ALKANOX EC** to seed maize, Sweetcorn or popcorn. Should there be any doubt as to the safety of the treatment to specific varieties, please consult your nearest representative.
- Do not apply this product in combination or tank mixture with any other product or agricultural remedy which is not specifically listed on this label. Meridian Agrochemical Company (Pty) Ltd accepts no responsibility for any negative effects experienced if the instructions on this label are not adhered to, unless a Meridian representative was consulted beforehand.

DIRECTIONS FOR USE

Use only as directed.

MIXING INSTRUCTIONS

Half-fill the spray tank with suitable water. If necessary, the pH of the spray water can be corrected to pH 5 – 7 with a suitable buffering agent. Then add the required amount of **ALKANOX EC** to the water in the tank while agitating. Fill the spray tank to the desired volume with water. Just before the tank is full, add the mineral oil adjuvant according to the recommended rate on the respective product's label. Agitate well to ensure mixing prior to the application of the mixture. **Tank mixtures must be sprayed out immediately and not allowed to stand in the spray tank overnight.** Spraying equipment must be thoroughly flushed out at the end of the spraying operation.

COMPATIBILITY

The compatibility of **ALKANOX EC** with other products depends on the formulations of the respective products as well as the quality of the spray water to be used. As formulations change from time to time it is recommended that a physical compatibility test be done prior to the tank mixture being made.

ALKANOX EC is compatible with **CYCLONE ELITE** (L 8881), **PREMIERE** (L. 9116), Solitaire (L. 6962) and H&R crop oil (L 6491). If **ALKANOX EC** is used in a tank mix with other recommended products, consideration should be given to the restrictions and instructions of those respective products.

APPLICATION METHODS

Ensure that the equipment is correctly calibrated and is checked regularly during application to ensure even and accurate application. Knapsack sprayers, tractor mounted boom sprayers or similar suitable applicators which are fitted with solid cone nozzles and can distribute the spray mixture evenly over the target may be used. A spray volume of 200 ℓ – 300 ℓ /ha should be used in order to ensure thorough coverage of target plants. Use nozzles such as TG1 or equivalent to ensure good coverage. **Constant agitation throughout the spray operation is essential.** Only clean water should be used. **DO NOT**, under any circumstances, allow spray or drift to contact any part of desirable vegetation or severe injury or destruction may result.

Foliar application:

- Apply only to young and actively growing weeds with full leaf cover.
- Do not spray while weeds are wet, dormant, under stress or covered in a layer of dust or silt or when damaged by frost.
- Rain or irrigation on sprayed plants may result in reduced efficacy if it occurs within 2 hours of application.
- Ensure thorough coverage of all the target weeds.

Do not apply **ALKANOX EC** if rain is expected within 2 hours. **ALKANOX EC** can be applied by ground equipment. Use only clean water.

GROUND APPLICATION

Apply **ALKANOX EC** in a minimum of 200 ℓ water/ha. Use flat fan or hollow cone nozzles and a minimum spray pressure of 150kPa. Ensure that spray mixture is evenly distributed to give good coverage of all target weeds.

RECOMMENDATIONS

CROP	DOSAGE ℓ /ha	REMARKS
Maize	500 mℓ ALKANOX EC / ha + 1.0 ℓ / ha CYCLONE ELITE	Application should be made when the weeds are at the correct growth stages as indicated. See weed tables below. The addition of an adjuvant such as Solitaire or H&R crop oil is recommended.
Wheat	750 mℓ / ha ALKANOX EC	Apply once the wheat has reached the 3 leaf stage. The addition of an adjuvant such as Solitaire or H&R crop oil is recommended.
Barley	750 mℓ / ha ALKANOX EC	Apply once the barley has reached the 5 leaves unfolded stage. The addition of an adjuvant such as Solitaire or H&R crop oil is recommended.

WEEDS NORMALLY CONTROLLED

The following weeds should be controlled by ALKANOX EC at 500 m ℓ / ha + CYCLONE ELITE at 1.0 ℓ/ha:

Common name	Scientific name	Growth stage
Common pigweed	<i>Amaranthus hybridus</i>	2-8 leaf stage
Khaki weed	<i>Tagetes minuta</i>	2-8 leaf stage
Large Thornapple	<i>Datura ferox</i>	4-8 leaf stage
White goosefoot	<i>Chenopodium album</i>	2-10 leaf stage

Variable control: *Commelina benghalensis*

The following weeds should be controlled by ALKANOX EC at 750 m ℓ / ha

Common name	Scientific name	Growth stage
Khaki weed	<i>Tagetes minuta</i>	Up to the 4-leaf stage
Cape marigold	<i>Arctotheca calendula</i>	Up to the 4-leaf stage
Spiny emex	<i>Emex australis</i>	Up to the 4-leaf stage

Variable control: *Chenopodium album*

Weed species that were not present during the development trials of the product could possibly also be controlled to a greater or lesser degree. The registration holder does not accept any responsibility for unlisted weeds.

ACKNOWLEDGEMENT OF TRADEMARKS

Alkanox EC (L 9764)
Cyclone Elite (L 8881)
H&R crop oil (L6491)
Solitaire (L 6962)

Meridian Agrochemical Company (Pty) Ltd
Meridian Agrochemical Company (Pty) Ltd
H&R Global Special Products Sales (Pty) Ltd.
SAFAGRIC (Pty) Ltd

WAARSKUWINGS

Onthoudingsperiodes:

Laat die volgende minimum aantal dae toe tussen laaste toediening en oes:

Gars.....	100 dae
Mielies.....	100 dae
Koring.....	100 dae

- **ALKANOX EC** mag slegs op Koring en Gars toegedien word wat vir kommersiële graan bestem is.
- **ALKANOX EC** is sonder enige fitotoksiseitskade op die mees belangrikste kommersiële kultivars getoets. Meer vatbare kultivars mag in die toekoms vrygestel word wat eers getoets moet word; hiervoor moet **ALKANOX EC** eers op 'n klein toetsoppervlakte aangewend word, alvorens groot kommersiële bespuitings gemaak word.
- Hanteer versigtig.
- Mag oë en vel irriteer.
- Bêre in die oorspronklike houër in 'n veilige plek weg van voedsel, voer, kunsmis en ander landboumiddels
- Hou buite bereik van kinders, oningeligte persone en diere.
- **In die geval van vergiftiging, kontak 'n geneesheer en toon hierdie etiket aan hom/haar.**
- **Herbetreding** - Moenie behandelde gebied binne 1 dag na toediening betree nie, tensy beskermende oorklere gedra word.

Alhoewel hierdie middel omvattend getoets is, onder 'n groot verskeidenheid toestande, is die registrasie houër nie waarborg dat dit onder alle toestande doeltreffend sal wees nie. Die werking en effek daarvan beïnvloed kan word deur faktore soos abnormale grond-, klimaats- en bergingstoestande, kwaliteit van verdunningswater, verenigbaarheid met ander stowwe wat nie op die etiket en die voorkoms van weerstand van die onkruid teen die betrokke middel, sowel as aangedui die metode, tyd en akkuraatheid van toediening. Verder aanvaar die registrasiehouër nie verantwoordelikheid vir skade aan gewasse, plantegroei, die omgewing of vir nadelige effek op mens of dier of vir 'n gebrek aan prestasie van die betrokke middel as gevolg van versuim van die gebruiker middel van die etiketaanwysings na te kom, of die voorkoms van aanvaar toestande wat nie voorsien kon word nie kragtens die registrasie. Raadpleeg die verskaffer in die geval van enige onsekerheid.

VOORSORGMATREËLS

- Vermoë vel- en oogkontak deur beskermende oorklere te dra wanneer die produk gemeng word.
- Moet nie dampe of spuitnewel inasem nie.
- Moenie eet, rook of drink terwyl die produk hanteer word nie.
- Voorkom besoedeling van voedsel, voer, drinkwater, asook eetgerei.
- In die geval van oogkontak, spoel die produk onmiddellik uit. In die geval van velkontak, was die produk dadelik met seep en water af. Verwyder en was besmette kledingstukke onmiddellik.
- Was besoedelde klere daaglik.
- Keer die leë houër om oor die spuittenk of mengbak en laat dit dreineer vir minstens dertig sekondes nadat die vloei verlaag en tot 'n gedrup verminder het. Spoel daarna die houër **drie keer** uit met 'n volume water gelyk aan ten minste 10% van die volume van die houër. Gooi die spoelwater by die inhoud van die spuittenk voordat die houër op die voorgeskrewe manier vernietig word.
- Tydens toediening moet kontak met die spuitstof so veel as moontlik vermy word. Vermoë spuitstofwegdrywing na ander gewasse, weiding, riviere of damme.
- Maak die toedieningsapparaat deeglik skoon na gebruik en raak ontslae van die spoelwater waar dit nie gewasse, weiding, riviere en damme sal besoedel nie. Vernietig die leë houër en moet dit nie gebruik vir enige ander doel nie.

SIMPTOME VAN MENSLIKE VERGIFTIGING

Irritasie van die vel en slymvliese is algemene reaksies. Mag oog- en velirritasie veroorsaak. Kan asmaagtige simptome veroorsaak. Velkontak kan enige voorafbestaande dermatitis vererger. Herhaaldelike oormatige blootstelling kan enige voorafbestaande longsiekte vererger.

NOODHULPBEHANDELING

Inaseming: Verwyder persoon na vars lug. Hou pasiënt kalm. As die pasiënt nie asemhaal nie, **kry mediese hulp**. Pas kunsmatige asemhaling toe. Indien die mond-tot-mondasemhalingsmetode gedoen word, verseker dat daar beskerming is (self-kontaminasie).

Velkontak: Verwyder onmiddellik die besoedelde klere en spoel die liggaam en klere met groot hoeveelhede water vir ten minste 15 - 20 minute. Was deeglik met seep en water (insluitend hare, vel en naels). Was besoedelde klere voor hergebruik. **Kry mediese hulp.** Persone wat die noodhulp toepas moet handskoene dra om self-besmetting te verhoed.

Oogkontak: Spoel oë uit met skoon water vir ten minste 15 minute terwyl ooglede oopgehou word. Verwyder kontaklense, indien teenwoordig, na die eerste 5 minute. **Kry mediese hulp.** Verkry onmiddellik mediese hulp indien irritasie voortduur.

Ingesluk: Spoel mond dadelik uit en laat pasiënt baie water drink (net indien die pasiënt by sy bewuste is en wakker is). **Verkry onmiddellik mediese hulp. Moenie** braking induseer nie, tensy deur 'n gifbeheersentrum of dokter sodanig aangesê is. Moenie braking induseer of enigiets per mond aan 'n slagoffer gee wat bewusteloos is of stuiptrekkings kry nie.

NOTA AAN GENEESHEER

Daar is geen spesifieke teenmiddel indien hierdie produk ingeneem word nie. Behandel simptome (reiniging, belangrikste funksies) en ondersteunend. Kan asma-agtige simptome veroorsaak. Brongodilators, ekspektorante, hoestmiddels en kortikosteroïede kan help. Die besluit of braking geïnduseer moet word, moet deur 'n geneesheer bepaal word. As maagspoeling uitgevoer word, word endotracheale en/of oesofageale beheer voorgestel. Die gevaar van longaspirasie moet opgeweeg word teenoor die toksisiteit by die oorweging van 'n maaglediging. Velkontak kan enige voorafbestaande dermatitis vererger. Herhaalde oormatige blootstelling kan enige voorafbestaande longsiekte vererger.

METODE VAN WERKING

Word hoofsaaklik deur blaarbespuitings opgeneem, waarna fluroksipir-meptiel gehidroliseer word na die ouersuur (fluroksipir) en na ander dele van die plant getranslokeer word. Daar werk dit deur ouksien-tipe reaksies te veroorsaak.

Triklopir is 'n selektiewe sistemiese onkruidodder, wat vinnig deur die blare en wortels geabsorbeer word en deur die plant getranslokeer word. Dit versamel in die meristematische weefsel waar dit ouksien-tipe reaksies induseer.

WEERSTANDSWAARSKUWING

Vir weerstandsbestuur is **ALKANOX EC** 'n groeppkode **O** onkruidodder. Enige onkruidpopulasie mag individue bevat, wat natuurlike weerstand teen **ALKANOX EC** en ander groeppkode **O** onkruidodders het. Die weerstandbiedende individue mag uiteindelik die onkruidpopulasie oorheers as hierdie onkruidodders herhaaldelik aangewend word. Hierdie weerstandbiedende onkruid sal waarskynlik nie deur **ALKANOX EC** of enige ander groeppkode **O** onkruidodder beheer word nie.

Om weerstand teen onkruidodders te vertraag:

- Vermyn die eksklusiewe herhaaldelike gebruik van onkruidodders met dieselfde groeppkode. Wissel af met, of gebruik tenkengsels van, produkte in verskillende onkruidoddergroeppodes.
- Integreer ander beheermaatreëls (chemies, verbouing, biologies) in onkruidbeheerprogramme.

Vir spesifieke inligting oor weerstandsbestuur kontak die registrasiehouer van hierdie produk.

Die teenwoordigheid van weerstandbiedende onkruid is moeilik om voor gebruik te bepaal en dus kan die Registrasiehouer of die Verspreider nie verantwoordelik gehou word vir enige verliese as gevolg van **ALKANOX EC** wat nie weerstandbiedende onkruid beheer nie. Moet nie **ALKANOX EC** op sy eie toedien in situasies waar weerstandbiedendheid bevestig is nie. Sub-standaard toedienings van **ALKANOX EC** sal lei tot onbevredigende onkruidbeheer wat kan bydra tot die ontwikkeling van weerstand teen onkruidodders.

GEBRUIKSBEPERKINGS

- Moenie **ALKANOX EC** op enige gewas of situasie toedien wat nie op hierdie etiket verskyn nie.
- Dien **ALKANOX EC** slegs met akkurate en veilige toedieningsmetodes toe.
- Indien **ALKANOX EC** in 'n tenkmengsel met ander aanbevole produkte gemeng word, moet oorweging geskenk word aan die beperkings van daardie betrokke produkte.
- Moet nie toelaat dat die wegdrywing van spuitnewel vatbare breëblaargewasse soos sonneblomme en aartappels bereik nie.
- Moenie direk in die kelk van mielieplante spuit nie.
- Teikenplante moet aktief groeiend wees.
- Moenie **ALKANOX EC** op saadmities, suikermities of springmities toedien nie. Indien daar enige twyfel oor die veiligheid van die behandeling van spesifieke kultivars is, raadpleeg asseblief u naaste verteenwoordiger.
- Moet nie hierdie produk in kombinasie of mengsel met enige ander produk of landboumiddel gebruik wat nie spesifiek op die etiket gelys is nie. Meridian Agrochemical Company (Edms.) Bpk. aanvaar geen verantwoordelikheid vir enige negatiewe gevolge ervaar indien die instruksies op die etiket nie nagekom word nie, tensy 'n Meridian verteenwoordiger vooraf geraadpleeg is.

GEBRUIKSAANWYSINGS

Gebruik slegs soos aangedui.

MENGINSTRUKSIES

Maak die spuitenk halfvol met skoon water. Indien nodig, kan die pH van die spuitwater reggestel word tot pH 5-7 met 'n geskikte buffer. Voeg dan die vereiste hoeveelheid **ALKANOX EC** by die water in die tenk terwyl dit geroer word. Vul die spuitenk tot die vereiste volume met water. Net voor die tenk vol is, voeg die minerale olie bevorderingsmiddel by volgens die aanbevole dosis op die betrokke produk se etiket. Roer goed om vermenging te verseker voor toediening van die mengsel. **Tenkmengsels moet onmiddellik uitgespuit word en nie toegelaat word om oornag in die spuitenk te staan nie.** Spuittoerusting moet deeglik uitgespoel word aan die einde van die toediening.

VERENIGBAARHEID

Die verenigbaarheid van **ALKANOX EC** met ander produkte hang van die formulering van die betrokke produkte af, asook van die kwaliteit van die spuitwater wat gebruik word. Deurdat formulering van tyd tot tyd kan verander word dit aanbeveel om 'n fisiese verenigbaarheidstoets te doen alvorens 'n tenkmengsel gemaak word. **ALKANOX EC** is verenigbaar met **CYCLONE ELITE** (L 8881), **PREMIERE** (L 9116), **Solitaire** (L 6962) en **H & R crop oil** (L 6491). As **ALKANOX EC** in 'n tenkmengsel met ander aanbevole produkte gemeng word, moet oorweging geskenk word aan die beperkings en instruksies van daardie betrokke produkte.

TOEDIENINGSMETODES

Maak seker dat die toerusting korrek gekalibreer is en gereeld nagegaan word tydens toediening om egalige en akkurate toediening te verseker. Rugsakspuite, trekker gemonteerde balkspuite of soortgelyke geskikte spuite wat toegerus is met soliede keëlspuitpunte en die spuitmengsel eweredig oor die teikenarea kan versprei, mag gebruik word. 'n Spuitvolume van 200 l - 300 l / ha moet gebruik word om deeglike bedekking van die teikenplante te verseker. Gebruik spuitpunte soos TG1 of soortgelyke tipe om goeie bedekking te verseker. **Konstante roering gedurende toediening is noodsaaklik.** Slegs skoon water moet gebruik word. **Moet onder geen** omstandighede toelaat dat spuitstof of die wegdrywing van spuitnewel enige deel van gewenste plantegroei mee kontak maak en sodoende ernstige skade of vernietiging veroorsaak nie.

Blaartoediening:

- Dien slegs toe op jong aktiefgroeiende onkruid met 'n vol blaredak.
- Moenie spuit terwyl die onkruid nat, dormant, onder stremming of met 'n laag stof of slijk bedek is of deur ryp beskadig is nie.
- Reën of besproeiing op gespuite plante kan tot verminderde effektiwiteit lei as dit binne 2 uur na toediening voorkom.
- Verseker deeglike bedekking van al die teikenonkruid.

Moet nie **ALKANOX EC** toedien indien reën binne 2 uur verwag word nie. **ALKANOX EC** kan met grondtoerusting toegedien word. Gebruik slegs skoon water.

GRONDTOEDIENING

ALKANOX EC moet in 'n minimum van 200 l water / ha toegedien word. Gebruik platwaaier- of holkeëlspruitpunte en 'n spuitdruk van 150kPa. Verseker dat die spuitmengsel eweredig versprei word om deeglike bedekking van alle onkruid te verseker.

AANBEVELINGS

GEWAS	DOSIS l /ha	OPMERKINGS
Mielies	500 ml ALKANOX EC / ha + 1.0 l /ha CYCLONE ELITE	Toediening moet gedoen word wanneer die onkruid op die korrekte groeistadiums is soos aangedui. Sien onkruidtabelle hieronder. Die byvoeging van 'n bevorderingsmiddel soos Solitaire of H & R crop oil word aanbeveel.
Koring	750 ml / ha ALKANOX EC	Dien toe as Koring die 3-blaarstadium bereik het. Die byvoeging van 'n bevorderingsmiddel soos Solitaire of H & R crop oil word aanbeveel.
Gars	750 ml / ha ALKANOX EC	Dien toe as Gars die 5-blaar ontvoude-stadium bereik het. Die byvoeging van 'n bevorderingsmiddel soos Solitaire of H & R crop oil word aanbeveel.

ONKRUID NORMAALWEG BEHEER

Die volgende onkruid sal deur **ALKANOX EC** teen 500 ml/ha + **CYCLONE elite** teen 1.0 l/ha beheer word:

Gewone naam	Wetenskaplike naam	Groeistadium
Gewone misbredie	<i>Amaranthus hybridus</i>	2-8 blaarstadium
Kakiebos	<i>Tagetes minuta</i>	2-8 blaarstadium
Groot stinkblaar	<i>Datura ferox</i>	4-8 blaarstadium
Withondebossie	<i>Chenopodium album</i>	2-10 blaarstadium

Wisselvallige beheer: *Commelina benghalensis* (Bengaalse wandelende Jood)

Die volgende onkruid sal deur **ALKANOX EC** by 750 ml/ha beheer word .

Gewone naam	Wetenskaplike naam	Groeistadium
Kakiebos	<i>Tagetes minuta</i>	Tot die 4-blaarstadium
Soetgousblom	<i>Arctotheca calendula</i>	Tot die 4-blaarstadium
Kaapse dubbeltjie	<i>Emex australis</i>	Tot die 4-blaarstadium

Wisselvallige beheer: *Chenopodium album* (Withondebossie)

Onkruidspesies wat nie tydens die ontwikkelingsproewe van die produk teenwoordig was nie kan moontlik ook tot 'n mindere of meerdere mate beheer word. Die registrasiehouer aanvaar geen verantwoordelikheid vir ongelyste onkruid nie.

ERKENNING VAN HANDELSMERKE

Alkanox EC (L9764)
Cyclone Elite (L 8881)
H&R crop oil (L6491)
Solitaire (L 6962)

Meridian Agrochemical Company (Edms.) Bpk.
Meridian Agrochemical Company (Edms.) Bpk.
H&R Global Special Products Sales (Edms.) Bpk.
SAFAGRIC (Edms.) Bpk.