

CORONA 250 EW


BEFORE USING THIS PRODUCT, READ THE LABEL CAREFULLY

GEbruiksAANwysings INGESLUIT
Lotnummer
Datum van vervaardiging

VERwys NA BESONDERHEDE
SOOS OP HOUER / SAK GEDRUK

CORONA 250 EW

FUNGICIDE



Reg. No. L7603, Act/Wet No. 36 of/van 1947 1: 11/10/2004

A systemic, water in oil emulsion fungicide for the control of diseases on crops as listed.

'n Sistemiese, water in olie emulsie swamdoder vir die beheer van siektes op gewasse soos aangedui.


FRAC FUNGICIDE GROUP CODE	3	FRAC SWAMDODERGROEPKODE
----------------------------------	----------	--------------------------------


ACTIVE INGREDIENT / AKTIEWE BESTANDDEEL		
Tebuconazole (triazole)	250 g/ℓ	Tebukonasool (triasool)

Registration Holder / Registrasiehouer
Meridian Agrochemical Company (Pty.) Ltd. / (Edms.) Bpk.
 Reg. No. 2000/010819/07
 P.O. Box / Posbus 436, Modderfontein, 1645, South Africa / Suid-Afrika


20ℓ

UN Number: 2902





CAUTION / VERSIGTIG



WARNINGS

Allow the following number of days between last treatment and harvest or grazing:

Barley and wheat.....	77 days
Berries.....	42 days
Groundnuts.....	42 days
Potatoes.....	14 days
Tomatoes and Peas.....	7 days

IMPORTANT: The recommended withholding period between last application and harvest meets local residue requirements but may not meet export requirements.

- Harmful when swallowed or inhaled. Causes skin and eye irritation.
- May cause eye damage.
- Toxic to fish.
- FLAMMABLE. Keep away from heat and flames.
- Store under lock and key in a cool place.
- Store away from food, feed, fertilizer and other agricultural products.
- Keep out of reach of children, uninformed persons and animals.
- When tank mixtures with selective grass herbicides are made, slight leaf mottling/scorch may occur, but new growth should not be affected.
- **Re-entry** – Do not enter treated area until spray deposit has dried unless wearing protective clothing.
- **Corona 250 EW** has been tested on the most important commercial cultivars without any phytotoxic effects. More susceptible cultivars may be released in future which need to be tested; for this apply **Corona 250 EW** to a limited test area before commercial applications are made.
- **Aerial application:** Notify all inhabitants in the immediate vicinity of the area to be sprayed and issue the necessary warnings. Do not apply over water bodies and ensure that spray drift will not contaminate areas not under treatment.

Although this remedy has been extensively tested under a large variety of conditions, the registration holder does not warrant that it will be effective under all conditions. The activity and effect thereof may be affected by factors such as abnormal soil, climatic and storage conditions, quality of dilution water, compatibility with other substances not indicated on the label and the occurrence of resistance of the disease against the remedy, as well as by the method, time and accuracy of application. The registration holder furthermore does not accept responsibility for damage to crops, vegetation, the environment or harm to man or animal, or for lack of performance of the remedy concerned due to failure by the user to follow the label instructions, or to the occurrence of conditions which could not have been foreseen in terms of the registration. Consult the supplier in the event of any uncertainty.

PRECAUTIONS

- Do not inhale fumes or spray mist.
- Avoid skin and eye contact by wearing protective clothing when mixing the product. Should eye contact occur, flush with plenty of water and get medical attention if necessary.
- Wash with soap and water after use and accidental skin contact as well as contaminated clothing.
- Wash contaminated clothing after use.
- Do not eat, drink or smoke while mixing or applying the product or before washing hands and face.
- Avoid drift of spray onto other crops, grazing, rivers, dams and areas not under treatment.
- Clean applicator after use. Dispose of rinsate where it will not contaminate crops, grazing, rivers, dams and boreholes.
- Prevent contamination of food, feeds, drinking water and eating utensils.
- Rinse empty container three times with a volume of water equal to a minimum of 30% of that of the container. Add the rinsings to the contents of the spray tank before destroying the empty container by perforation and flattening.
- Do not use the empty container for any other purpose.

RESISTANCE WARNING

For resistance management, **Corona 250 EW** is a group code 3 fungicide. Any fungus population may contain individuals naturally resistant to **Corona 250 EW** and other group code 3 fungicides. The resistant individuals can eventually dominate the disease population if these fungicides are used repeatedly. These resistant fungi may not be controlled by **Corona 250 EW** or any other group code 3 fungicide.

To delay fungicide resistance:

- Avoid exclusive repeated use of fungicides from the same fungicide group code. Alternate or tank mix with registered products from different fungicide group codes.
- A spray programme of mixtures or alternations with remedies with a different mode of action may delay resistant strain build-up.
- Integrate other control methods (chemical, cultural, biological) into disease control programmes.

For specific information on resistance management, contact the registration holder of this product.

USE RESTRICTIONS

- The uptake and activity of systemic fungicides can be reduced when crops are under severe drought and/or nutrient stress conditions. Therefore, do not apply **Corona 250 EW** under such conditions.
- Spray programmes with **Corona 250 EW** should commence before disease/s become established.
- Do not apply **Corona 250 EW** to any crop or situation not mentioned in this label.
- Only apply **Corona 250 EW** using an accurate and safe application technique.
- If **Corona 250 EW** is used in a tank mix with other recommended products, consideration should be given to the restrictions of those respective products.

DIRECTIONS FOR USE

Use only as directed

MIXING INSTRUCTIONS

Half-fill the spray tank with suitable water, then add the required amount of **Corona 250 EW** to the water in the tank while agitating. Fill the spray tank to the desired volume. Do not use brackish water. Should tank mixtures with other products be made, follow the respective manufacturers' label recommendations.

Tank mixtures must be sprayed out immediately and not allowed to stand in the spray tank.

Spraying equipment must be thoroughly flushed out at the end of the spraying operation.

COMPATIBILITY

The compatibility of **Corona 250 EW** with other products depends on the formulations of the respective products as well as the quality of the spray water to be used. As formulations change from time to time it is recommended that a physical compatibility test be done prior to the tank mixture being made.

APPLICATION METHODS

Ensure that the equipment is correctly calibrated and is checked regularly during application to ensure even and accurate application. **Corona 250 EW** can be applied with conventional tractor boom sprayers in 300 – 500 l water/ha. **Constant agitation throughout the spray operation is essential.** Only clean water should be used.

AERIAL APPLICATION

Aerial application may only be done by a registered aerial application operator using a registered and correctly calibrated aircraft according to the instructions of SANS 0118 (Aerial Application of Agricultural Remedies). It is important to ensure that the spray mixture is distributed evenly over the target area and that the loss of spray material during application is restricted to a minimum. It is therefore essential that the following criteria be met;

Equipment

- Use suitable atomising equipment (hydraulic nozzles or rotary atomisers) that will produce the desired droplet size and coverage of the target area and will ensure the minimum loss of product through drift.
- The operator must use a nozzle set-up that will produce a droplet spectrum with the lowest possible relative span.
- All nozzles and atomisers should be positioned within the inner 75% of the wingspan to prevent droplets from entering the wingtip vortices.

Application Parameters

- A minimum volume of 30 l spray mixture per ha is recommended. As this product has not been evaluated at a reduced volume rate, the registration holder cannot guarantee efficacy nor be held

responsible for any adverse effects if this product is applied aerially at a lower volume rate than recommended.

- A droplet coverage of 25 – 35 droplets per sq cm must be recovered at the target.
- A droplet spectrum with a VMD of 280 – 300 microns is recommended. Ensure that the production of fine droplets, with a VMD less than 150 microns, is restricted to a minimum.
- The height of the spray boom should be maintained at between 3 and 4 m above the target.
- Do not spray when the aircraft is in a climb, at the top of a turn or during a dive or when banking.
- Apply before the crop growth becomes too dense, which will interfere with overall plant coverage.

Meteorological Conditions

- The difference between the wet and dry bulb readings as determined by a whirling hygrometer, must not exceed 8 °C.
- Do not spray under turbulent, unstable conditions or during the heat of the day when rising thermals and downdraughts occur.
- Do not spray under temperature inversion conditions (spraying in or above the inversion layer).
- Do not spray when the wind speed exceeds 15 km per hour.

General

- Ensure that fields are accurately marked and that the aerial spray operator knows exactly which fields to spray.
- Obtain an assurance from the aerial spray operator that the above requirements will be met.

RECOMMENDATIONS

CROP/DISEASE	APPLICATION RATE/ha	REMARKS
<p>Barley</p> <p>Leaf spot (<i>Rhynchosporium secalis</i>)</p> <p>Leaf rust (<i>Puccinia hordei</i>) Powdery mildew (<i>Erysiphe graminis</i>)</p> <p>Net blotch (<i>Pyrenophora teres</i>) (<i>Helminthosporium</i>)</p> <p>Eye spot (<i>Pseudocercospora herpotrichoides</i>)</p>	<p>500 ml/ha ground and aerial application</p> <p>750 ml/ha ground and aerial application</p> <p>750 ml/ha ground application 900 ml/ha aerial application</p>	<p>Ground application: Apply in 300 l water/ha. Aerial application: Apply in 30 l water/ha.</p> <p>Spray as soon as first disease symptoms are noticed or in the period between the seven- and flag leaf stages. A single application should be sufficient for control.</p> <p>Spray as soon as first symptoms are noticed. Reapply approximately 4 weeks later if necessary.</p> <p><u>Net blotch</u>: Spray when first symptoms are noticed especially from the flag leaf stage to ear emergence stage. Under conditions of high disease pressure a second application 3 – 4 weeks later may be required.</p> <p><u>Eye spot</u>: Spray in the period between the seven- and flag leaf stages. A single spray should be sufficient for control.</p>
<p>Wheat</p> <p>Eye spot (<i>Pseudocercospora herpotrichoides</i>)</p> <p>Powdery mildew (<i>Erysiphe graminis</i>)</p> <p>Leaf rust (<i>Puccinia recondita</i>)</p>	<p>750 ml/ha Ground and Aerial application</p> <p>750 ml/ha Ground application 900 ml/ha Aerial application 625 ml/ha</p>	<p>Ground application: Apply in 300 l water/ha. Aerial application: Apply in 30 l water/ha.</p> <p><u>Eye spot</u>: Spray during first to second node stage.</p> <p><u>Powdery mildew</u>: Spray as soon as first disease symptoms are noticed, but not later than the flag leaf stage. Repeat application should symptoms reappear.</p> <p><u>Leaf rust</u>: Spray as soon as first disease symptoms are noticed, but not later than the flag leaf stage. Repeat application should symptoms reappear.</p>

Glume blotch (<i>Septoria nodorum</i>)	Ground application 750 ml/ha	<u>Glume blotch</u> : Spray from the second node stage but not later than ear emergence.
Yellow rust (<i>Puccinia striiformis</i>)	Aerial application	Spray as soon as first disease symptoms are noticed. Repeat application should symptoms reappear.

- **Corona 250 EW** should be applied to wheat as soon as first disease symptoms are noticed and definitely before 5% infection level.
- A follow-up application 21 days after the initial application is recommended for wheat with a high yield potential, particularly in cases where the first application was made very early (first node stage) or to control other diseases which develop later in the season.

Groundnuts Leaf spots (<i>Cercospora arachidicola</i> and <i>Cercosporidium personatum</i>) Leaf blotch (<i>Phoma arachidicola</i>) Rust (<i>Puccinia arachidis</i>)	Dryland conditions: Ground application: 400 ml/ha in 500 l water/ha. Aerial application: 500 ml/ha in 40 l water/ha. Irrigation: Ground application: 600 ml/ha in 500 l water/ha. Aerial application: 750 ml/ha in 40 l water/ha.	Apply in a preventive programme or when first disease symptoms are noticed. Repeat application every 10 – 14 days but do not exceed 5 sprays per season. It is recommended to add a suitable wetter/spreader to ensure adequate coverage of the crop foliage.
Potatoes Early blight (<i>Alternaria solani</i>)	Ground application: 75 ml/100 l water (apply approximately 500 l spray mixture per ha). Do not apply less than 375 ml/ha Corona 250 EW . Aerial application: 500 – 750 ml/ha in at least 40 l water per ha.	Use the higher rate following flowering when conditions become conducive to the development of early blight. Ensure thorough coverage of the plants. Should environmental conditions be conducive to the development of late blight, apply Corona 250 EW in a programme which will effectively control late blight. Do not apply more than 5 times per season. Apply every 7 – 10 days depending on disease pressure. Alternate with fungicides having a different mode of action. Always apply in a preventive programme. It is recommended to add a suitable wetter/spreader to ensure adequate coverage of the crop foliage.
Tomatoes Early blight (<i>Alternaria solani</i>)	75 ml/100 l water	Apply 5-12 l spray mixture/100 m row length depending on plant height. Ensure thorough coverage of the plants. Apply at the first signs of infection. Do not apply more than 5 times per season. Apply every 7 – 10 days depending on disease pressure. Alternate with fungicides having a different mode of action. Should environmental conditions be conducive to the development of late blight, apply Corona 250 EW in a programme which will effectively control late blight. Always apply in a preventive programme. It is recommended to add a suitable wetter/spreader to ensure adequate coverage of the crop foliage.
Peas Powdery mildew (<i>Erysiphe pisi</i>)	Ground application: 50 ml/100 l (apply in 500 l/ha spray mixture) Aerial application: 300 ml/ha in at least 40 l water per ha.	Apply at the first signs of the disease and repeat at 10 –14-day intervals depending on disease pressure. Ensure thorough coverage of leaves and stems. Do not apply more than 3 times per season. It is recommended to add a suitable wetter/spreader to ensure adequate coverage of the crop foliage.

<p>Mangoes</p> <p>Powdery mildew (<i>Oidium mangiferae</i>)</p>	<p>20 ml/100 l water</p>	<p>Start application at first signs of infection and repeat at 10 – 14-day intervals up to 100% petal drop. The first application will usually be at approximately 50% flowering and will usually be followed by another 2 – 3 sprays depending weather conditions and uniformity of flowering. Apply as a full cover spray and ensure adequate coverage of all flower panicles.</p>
<p>Onions</p> <p>Purple blotch (<i>Alternaria porri</i>)</p>	<p>150 ml/100 l water</p>	<p>Apply at first signs of infection and repeat every 7 – 14 days depending on infection pressure. It is recommended to add a suitable wetter/spreader to ensure adequate coverage of the crop foliage and to avoid excessive run-off. Apply in approximately 500 l spray mixture / ha. Do not apply more than 6 times per season. Do not apply to spring onions.</p>
<p>Berries (Blueberries, Blackberries, Cranberries, Dewberries (including boysenberries and loganberries), gooseberries, raspberries, blackcurrants and currants)</p> <p>Rust (<i>Pucciniastrum vaccinia</i>)</p>	<p>75 ml/100 l water</p>	<p>Apply in a preventive programme or when first disease symptoms are noticed. Repeat application every 7 days but do not exceed 4 sprays per season. Ensure complete coverage.</p>

WAARSKUWINGS

Laat die volgende aantal dae toe tussen laaste toediening en oes of beweiding:

Gars en Koring.....	77 dae
Bessies.....	42 dae
Grondbone.....	42 dae
Aartappels.....	14 dae
Tamaties en Ertjies.....	7 dae

BELANGRIK: Die aanbevole onthoudingsperiode tussen laaste toediening en oes voldoen aan die vereistes vir plaaslike residuvlakke, maar mag dalk nie voldoen aan die vereistes vir uitvoer nie.

- Skadelik wanneer die produk ingesluk of ingeasem word. Veroorsaak vel- en oogirritasie.
- Kan oogskade veroorsaak.
- Giftig vir visse.
- Berg agter slot-en-grendel in 'n koel plek.
- Bêre weg van voedsel, voer, kunsmis en ander landbouprodukte.
- Hou buite bereik van kinders, oningeligte persone en diere.
- Wanneer tenkmengsels gemaak word met selektiewe grasdoders, mag 'n effense vergeling of blaarskroei op bespuite blare voorkom. Nuwe blaarontwikkeling sal egter nie geaffekteer word nie.
- **Herbetreding** – Moet nie behandelde gebiede betree alvorens die spuitneerslag droog is nie, tensy beskermende oorklere gedra word.
- **Corona EW** is sonder enige fitotoksiseitskade op die mees belangrikste kommersiële kultivars getoets. Meer sensitiewe kultivars mag in die toekoms vrygestel word wat eers getoets moet word; hiervoor moet **Corona EW** eers op 'n klein toetsoppervlakte aangewend word, alvorens groot kommersiële bespuitings gemaak word.
- **Lugtoediening:** Stel al die inwoners in die onmiddellike omgewing van die gebied wat gespuit gaan word in kennis en reik die nodige waarskuwings uit. Moenie oor water toedien of toelaat dat die spuitnewel wegdryf en gebiede besmet wat nie behandel word nie.

Hoewel hierdie middel omvattend onder 'n groot verskeidenheid toestande getoets is, waarborg die registrasiehouer nie dat dit onder alle toestande doeltreffend sal wees nie. Die werking en doeltreffendheid daarvan kan beïnvloed word deur faktore soos abnormale grond-, klimaats- en bergingstoestande, kwaliteit van die verdunningswater, verenigbaarheid met ander stowwe wat nie op die etiket aangedui word nie en die voorkoms van weerstand van die siekte teen die betrokke middel sowel as die tyd en akkuraatheid van toediening. Verder aanvaar die registrasiehouer nie verantwoordelikheid vir skade aan gewasse, plantegroei en die omgewing of nadelige invloede op mens of dier of vir 'n gebrek aan prestasie van die betrokke middel as gevolg van versuim van die gebruiker om etiketaanwysings na te kom, of as gevolg van die ontstaan van toestande wat nie kragtens die registrasie voorsien kon word nie. Raadpleeg die verskaffer in die geval van enige onsekerheid.

VOORSORGMATREËLS

- Moet nie die damp of spuitnewel inasem nie.
- Vermy kontak met die vel en oë deur beskermende klere te dra wanneer die produk gemeng word. Indien oogkontak plaasvind, spoel uit met groot hoeveelhede water en verkry mediese advies indien nodig.
- Was met seep en koue water onmiddellik na gebruik en toevallige velkontak sowel as besoedelde klere.
- Was besoedelde klere onmiddellik na gebruik.
- Moet nie eet, drink of rook tydens vermenging of toediening van die produk of voordat hande en gesig gewas is nie.
- Vermy wegdrywing van spuitnewel na ander gewasse, weiding, riviere, damme en plekke wat nie behandel moet word nie.
- Maak toedieningsapparaat skoon na gebruik. Uitspoelwater moet nie gewasse, weiding, riviere, damme en boorgate besoedel nie.
- Voorkom die besoedeling van voedsel, voer, drinkwater en eetgerei.
- Spoel die leë houder **drie keer** uit met 'n volume water gelykstaande aan 'n minimum van 30% van die houder. Gooi die spoelwater by die inhoud van die spuittenk voordat die houer vernietig word deur gate in te maak en plat te slaan.
- Vernietig die leë houder, moet vir geen ander doel gebruik nie.

WEERSTANDSWAARSKUWING

Corona 250 EW is 'n groepkode 3 swamdoder. Enige populasie van 'n spesifieke siekte mag individue insluit wat 'n natuurlike weerstand teen **Corona 250 EW**, of enige ander groepkode 3 swamdoder het. Indien hierdie swamdoders herhaaldelik aangewend word, kan die weerstandbiedende individue uiteindelik die siektepopulasie oorheers. Hierdie weerstandbiedende swamme sal waarskynlik nie deur **Corona 250 EW** of enige ander groepkode 3 swamdoder beheer word nie

Om weerstand teen swamdoders te vertraag:

- Vermyn die eksklusiewe herhaaldelike gebruik van swamdoders met dieselfde groepkode. Wissel af met, of gebruik tenkmengsels van produkte in verskillende swamdodergroepkodes.
- 'n Spuitprogram of tenkmengsels met middels met 'n ander metode van werking kan die opbou van weerstandbiedendheid vertraag.
- Integreer ander beheermaatreels (chemies, verbouing, biologies) in siektebeheerprogramme.

Vir spesifieke inligting oor weerstandsbestuur kontak die registrasiehouer van hierdie produk.

GEBRUIKSBEPERKINGS

- Die opname en aktiwiteit van sistemiese swamdoders kan verlaag word wanneer gewasse onder ernstige vogstremming en/of aan voedingsgebrek ly. Wanneer die gewas dus in hierdie stremmingstoestand verkeer, word 'n toediening van **Corona 250 EW** nie aanbeveel nie.
- Begin spuitprogramme met **Corona 250 EW** voordat die siekte(s) posvat.
- Moet nie **Corona 250 EW** toedien op enige gewas of situasie wat nie op hierdie etiket verskyn nie.
- Dien **Corona 250 EW** slegs toe met akkurate en veilige toedieningsmetodes.
- As **Corona 250 EW** met ander middels in tenkmengsels gebruik word, moet die gebruiksaanwysings van die betrokke produk gevolg word.

GEBRUIKSAANWYSINGS

Gebruik slegs soos aangedui

MENGINSTRUKSIES

Maak die spuittenk halfvol met geskikte water en voeg die benodigde hoeveelheid **Corona 250 EW** by terwyl water aanhoudend geroer word. Maak die spuittenk tot by die verlangde volume vol. Moet nie brakwater gebruik nie. As tenkmengsels gemaak word met ander middels, moet die spesifieke vervaardiger se etiket gevolg word. **Tenkmengsels moet onmiddellik uitgespuit word en nie toegelaat word om in die spuittenk te staan nie.** Die spuittoerusting moet aan die einde van toediening deeglik uitgewas word.

VERENIGBAARHEID

Die verenigbaarheid van **Corona 250 EW** met ander produkte hang af van die formulering van die betrokke produkte asook die kwaliteit van die spuitwater. Omdat formulering van tyd tot tyd kan verander, word dit aanbeveel dat 'n fisiese verenigbaarheidstoets uitgevoer word alvorens 'n tenkmengsel gemaak word.

TOEDIENINGSMETODES

Maak seker dat die spuittoerusting reg gekalibreer is en gaan gedurende toediening dit na om seker te maak dat die toediening egalig en akkuraat is. **Corona 250 EW** kan toegedien word met 'n gewone trekkerbalkspuit in 300 – 500 l water/ha. **Die mengsel moet aanhoudend en deeglik geroer word tydens toediening.** Gebruik alleenlik skoon water.

LUGTOEDIENING

Lugtoediening mag slegs deur 'n geregistreerde lugbespuitingsoperateur met 'n geregistreerde en korrek gekalibreerde vliegtuig volgens die instruksies van SANS 10118 (Aerial Application of Agricultural Remedies) gedoen word. Dit is belangrik om te verseker dat die spuitmengsel eweredig oor die teikenarea versprei word en dat die verlies van spuitmengsel tydens toediening tot 'n minimum beperk word. Die volgende kriteria moet nagekom word:

Toerusting

- Gebruik geskikte atomiseringsapparaat (hidroliese of roterende spuitkoppe) wat die vereiste druppelgrootte en bedekking van die teiken sal produseer, maar wat die minste verlies van produk deur wegdrywing sal verseker.
- Die operateur moet 'n spuitstelsel gebruik wat 'n druppelspektrum met die kleinste moontlike relatiewe span sal produseer.

- Al die spuitkoppe en atomiseerders moet in die binneste 75% van die vlerkspan geplaas word om die beweging van druppels binne-in die vlerkvorteks te beperk.

Toedieningsvereistes

- 'n Minimum volume van 30 l spuitmengsel per ha word aanbeveel. Aangesien hierdie produk nie teen 'n verlaagde spuitvolume getoets is nie, kan die registrasiehouer nie effektiwiteit waarborg of verantwoordelik gehou word vir enige nadelige effek indien hierdie produk teen 'n laer volume as hierbo aanbeveel, uit die lug toegedien word nie.
- 'n Druppelbedekking van 25 – 35 druppels per vk cm moet op die teikenarea herwin word.
- 'n Druppelspektrum met 'n VMD van 280 – 300 mikron word aanbeveel. Verseker dat die produksie van fyn druppels, die wat kleiner as 150 mikron is, tot 'n minimum beperk word.
- Die hoogte van die spuitbalk moet tussen 3 en 4 m bo die teiken gehandhaaf word.
- Moet nie spuit wanneer die vliegtuig aan die bopunt van 'n draai is of tydens 'n duik of terwyl dit uitklim of draai nie.
- Dien toe voordat die gewas te ruig word aangesien dit die druppelbedekking op die plante sal verminder.

Meteorologiese Toestande

- Die verskil tussen die nat- en droëbollesing, soos met 'n swaaihigrometer bepaal, moet nie 8 °C oorskry nie.
- Moenie tydens turbulente en onstabiele weerstoestande toedien nie, of gedurende die hitte van die dag wanneer daar stygende en dalende konvekse windbeweging plaasvind.
- Moenie toedien onder temperatuurinversie-toestande (deur bokant of binne-in die inversielaag te spuit) nie.
- Moenie spuit indien die windspoed 15 km per uur oorskry nie.

Algemeen

- Sorg dat die lande akkuraat gemerk is en die spuitoperator presies weet watter lande gespuit moet word.
- Verkry 'n versekering van die spuitoperator dat aan die bogenoemde vereistes voldoen sal word.

AANBEVELINGS

GEWAS/SIEKTE	DOSIS/ha	OPMERKINGS
<p>Gars</p> <p>Blaarvlek (<i>Rhynchosporium secalis</i>)</p> <p>Blaarroes (<i>Puccinia hordei</i>) Poeieragtige skimmel (<i>Erysiphe graminis</i>)</p> <p>Netvlek (<i>Pyrenophora teres</i>) (<i>Helmithosporium</i>)</p> <p>Oogvlek (<i>Pseudocercospora herpotrichoides</i>)</p>	<p>500 ml/ha Grond- en Lugtoediening</p> <p>750 ml/ha Grond- en Lugtoediening</p> <p>750 ml/ha Grondtoediening 900 ml/ha Lugtoediening</p>	<p>Grondtoediening: Dien toe in 300 l water/ha. Lugtoediening: Dien toe in 30 l water/ha.</p> <p>Dien toe sodra die eerste siekte-simptome verskyn of in die periode tussen sewe- en vlagblaarstadium. 'n Enkele toediening behoort voldoende vir beheer te wees.</p> <p>Dien toe sodra die eerste siekte simptome verskyn. Herhaal toediening ongeveer 4 weke later indien simptome weer verskyn.</p> <p><u>Netvlek</u>: Dien toe sodra die eerste siekte-simptome verskyn veral vanaf vlagblaar- tot aarverskyningsstadium. Onder toestande van hoë-siektedruk mag 'n tweede toediening 3-4 weke later nodig wees.</p> <p><u>Oogvlek</u>: Dien toe in die periode vanaf die seweblaar- tot vlagblaarstadium. 'n Enkele toediening behoort voldoende vir beheer te wees.</p>
<p>Koring</p> <p>Oogvlek (<i>Pseudocercospora herpotrichoides</i>) Poeieragtige skimmel (<i>Erysiphe graminis</i>)</p>	<p>750 ml/ha Grond- en Lugtoediening</p>	<p>Grondtoediening: Dien toe in 300 l water/ha. Lugtoediening: Dien toe in 30 l water/ha.</p> <p><u>Oogvlek</u>: Dien toe gedurende die eerste- tot tweede-nodestadium.</p> <p><u>Poeieragtige skimmel</u>: Dien toe sodra die eerste siekte-simptome verskyn, maar nie later as die vlagblaarstadium nie. Herhaal toediening indien simptome weer verskyn.</p>

Blaarroes (<i>Puccinia recondita</i>)	750 ml/ha Grondtoediening 900 ml/ha Lugtoediening	<u>Blaarroes</u> : Dien toe sodra die eerste siekte-simptome verskyn, maar nie later as die vlagblaarstadium nie. Herhaal toediening indien simptome weer verskyn.
Bruinaarsiekte (<i>Septoria nodorum</i>)	625 ml/ha Grondtoediening 750 ml/ha Lugtoediening	<u>Bruinaarsiekte</u> : Dien toe vanaf die tweede node stadium maar nie later as aarverskyning nie.
Geelroes (<i>Puccinia striiformis</i>)		Dien toe sodra die eerste siekte-simptome verskyn. Herhaal toediening indien simptome weer verskyn.

- **Corona 250 EW** moet op koring toegedien word sodra die eerste siekte-simptome verskyn en beslis voor die 5% infeksievlak.
- 'n Opvolgtoediening 21 dae na die eerste toediening word aanbeveel vir koring met a hoë oespotensiaal, veral in gevalle waar die eerste toediening vroeg (eerste node-stadium) aangewend was, of waar ander siektes later in die seisoen ontwikkel.

Grondbone Blaarvleksiektes (<i>Cercospora arachidicola</i> en <i>Cercosporidium personatum</i>) Spatselvlek (<i>Phoma arachidicola</i>) Bruinroes (<i>Puccinia arachidis</i>)	Droëlandtoestande: Grondtoediening: 400 ml/ha in 500 l water/ha. Lugtoediening: 500 ml/ha in 40 l water/ha. Besproeiingstoestande: Grondtoediening: 600 ml/ha in 500 l water/ha. Lugtoediening: 750 ml/ha in 40 l water/ha.	Dien toe in 'n voorkomende spuitprogram of wanneer die eerste siekte-simptome verskyn. Herhaal toediening elke 10 – 14 dae maar moet nie meer as 5 bespuitings per seisoen toedien nie. Dit word aanbeveel om 'n geskikte benatter by die spuitmengsel te voeg om deeglike bedekking van die gewasblare te verseker.
Aartappels Vroeë roes (<i>Alternaria solani</i>)	Grondtoediening: 75 ml/100 l water (dien ongeveer 500 l spuitmengsel per ha toe. Moet nie minder as 375 ml/ha Corona 250 EW toedien nie. Lugtoediening: 500 – 750 ml/ha in ten minste 40 l water per ha.	Gebruik die hoër dosis na die blomstadium wanneer toestande gunstig is vir die ontwikkeling van vroeë roes. Verseker deeglike bedekking van plante deur 'n geskikte benatter by te voeg. Indien toestande gunstig is vir die ontwikkeling van laatroes, moet Corona 250 EW gespuit word in 'n program wat laatroes sal beheer. Moet nie meer as 5 bespuitings per seisoen toedien nie. Dien elke 7 – 10 dae toe afhangend van siektedruk. Corona 250 EW kan afgewissel word met ander swamdoders wat 'n verskillende manier van werking het. Dien altyd voorkomend toe. Dit word aanbeveel om 'n geskikte benatter by te voeg om deeglike benatting van die gewasblare te verseker.
Tamaties Vroeë roes (<i>Alternaria solani</i>)	75 ml/100 l water	Dien 5-12 l spuitmengsel/100m ry-lengte toe afhangend van die gewashoogte. Verseker deeglike bedekking van plante deur 'n geskikte benatter by te voeg. Dien toe sodra die eerste siekte-simptome verskyn. Moet nie meer as 5 bespuitings per seisoen toedien nie. Dien elke 7 – 10 dae toe afhangend van siektedruk. Corona 250 EW kan afgewissel word met ander swamdoders wat 'n verskillende metode van werking bevat. Indien toestande gunstig is vir die ontwikkeling van laatroes, moet Corona 250 EW gespuit word in 'n program wat laatroes sal beheer. Dien altyd voorkomend toe. Dit word aanbeveel om 'n geskikte benatter by te voeg om deeglike benatting van gewasblare te verseker.

<p>Ertjies</p> <p>Poeieragtige skimmel (<i>Erysiphe pisi</i>)</p>	<p>Grondtoediening: 50 ml/100 l (dien toe teen 500 l/ha spuitmengsel) Lugtoediening: 300 ml/ha in te minste 40 l water per ha.</p>	<p>Dien toe sodra die eerste siekte-simptome verskyn en herhaal elke 10 – 14 dae afhangend van siektedruk. Moet nie meer as 3 keer per seisoen toedien nie. Dit word aanbeveel om 'n geskikte benatter by te voeg om deeglike benatting van gewasblare te verseker.</p>
<p>Mango's</p> <p>Poeieragtige skimmel (<i>Oidium mangiferae</i>)</p>	<p>20 ml/100 l water</p>	<p>Dien toe sodra die eerste siekte-simptome verskyn en herhaal elke 10 – 14 dae tot 100% blomblaarval. Die eerste toediening sal gewoonlik by 50% blom wees, gevolg deur nog 2 – 3 bespuitings afhangende van weerstoestande en egaligheid van die blomperiode. Dien toe as 'n hoë-volume bespuiting en verseker deeglike bedekking van blomtrosse.</p>
<p>Uie</p> <p>Alternaria-vlek (<i>Alternaria porri</i>)</p>	<p>150 ml/100 l water</p>	<p>Dien toe sodra die eerste siekte-simptome verskyn en herhaal elke 10 – 14 dae afhangende van infeksiedruk. Dit word aanbeveel om 'n geskikte benatter by te voeg om deeglike benatting van gewasblare te verseker en oormatige afloop te verhoed. Dien toe in ongeveer 500 l spuitmengsel / ha. Moet nie meer as 6 keer per seisoen toedien nie. Moet nie op spruituie gebruik nie.</p>
<p>Bessies</p> <p>(Bloubessies, Swartbessies, Bosbessie, Doubrame (insluitend boysenbessies en loganbessie) appelliefie, frambose, swartaalbessies en korinte)</p> <p>Roes (<i>Pucciniastrum vaccinia</i>)</p>	<p>75 ml/100 l water</p>	<p>Dien toe in 'n voorkomende spuitprogram of wanneer die eerste simptome waargeneem word. Herhaal toedienings elke 7 dae, maar moet nie 4 spuite per seisoen oorskry nie. Verseker volledige bedekking.</p>